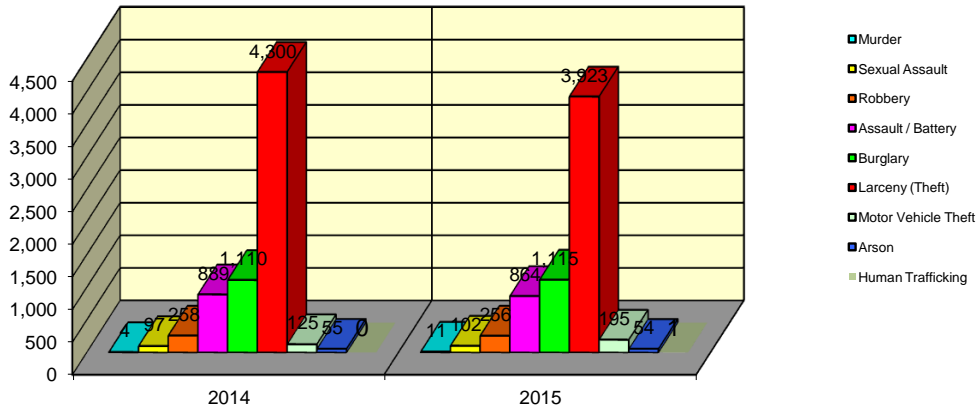


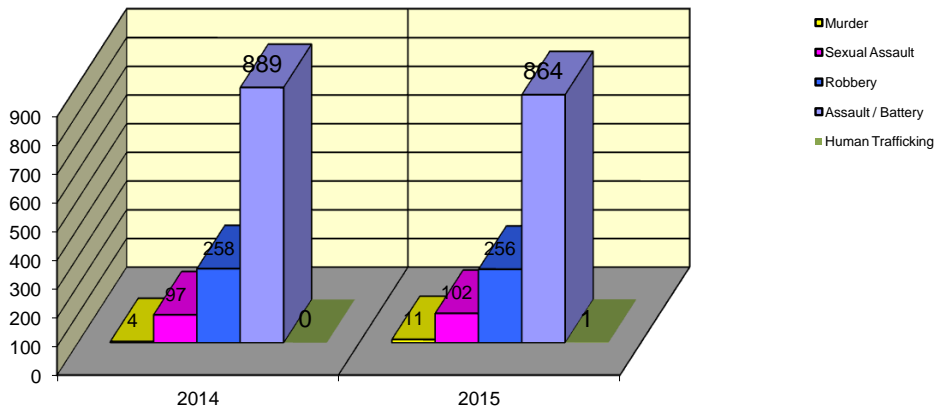
**CITY WIDE
PART I INDEX CRIMES BY OFFENSE HEADING
YEAR-TO-DATE COMPARISON
JANUARY - DECEMBER**

UCR	OFFENSE HEADING	2014		2015	
	MURDER		4		11
0110	Homicide - First Degree	4		11	
0130	Homicide - Second Degree	0		0	
	SEXUAL ASSAULT		97		102
0260	Sexual Assault - Criminal	65		71	
0261	Sexual Assault - Aggravated	25		16	
0262	Sexual Assault - Forcible Sodomy	2		0	
0280	Pred Criminal Sexual Assault Of A Child	5		15	
0281	Sexual Assault - With an Object	0		0	
	ROBBERY		258		256
0310	Robbery - Armed	21		23	
0320	Robbery - Criminal	4		4	
0330	Robbery - Aggravated	2		9	
0310	Robbery to Person - Armed	129		113	
0320	Robbery to Person - Criminal	93		98	
0330	Robbery to Person - Aggravated	7		8	
0325	Vehicular Hijacking	1		0	
0326	Vehicular Hijacking - Aggravated	1		1	
	AGG ASSAULT / AGG BATTERY		889		864
0410	Attempted Murder	4		1	
0410	Battery - Aggravated	326		285	
0480	Battery - Heinous	0		0	
0485	Battery to Child - Aggravated	4		5	
0488	Aggravated Domestic Battery	276		254	
0490	Ritual Mutilation	0		0	
0495	Battery to Senior Citizen - Aggravated	0		0	
0510	Assault - Aggravated	279		319	
	BURGLARY		1,110		1,115
0610	Burglary - Commercial	108		103	
0610	Burglary - Non Residential	223		218	
0625	Burglary - Residential	739		764	
0650	Home Invasion	40		30	
	THEFT (LARCENY)		4,300		3,923
0710	Theft from Motor Vehicle	86		22	
0720	Theft - Parts/Access of Motor Vehicle	38		93	
0730	Burglary - Parts/Access of Motor Vehicle	8		14	
0760	Burglary from Motor Vehicle	569		696	
0770	Vehicular Invasion (W/Intent To Commit Theft)	3		3	
0810	Theft - Over \$500	555		481	
0820	Theft - \$500 and Under	1,165		1,051	
0860	Theft - Retail	1,853		1,546	
0865	Theft - Delivery Container	1		0	
0870	Theft - Pocket Picking	14		10	
0880	Theft - Purse Snatching	3		5	
0890	Theft - From Building	3		0	
0895	Theft - Coin Operated Machine or Device	2		2	
	MOTOR VEHICLE THEFT		125		195
0910	Theft of Motor Vehicle	125		195	
	ARSON		55		54
1010	Arson - Criminal	39		37	
1025	Arson - Aggravated	7		0	
1310	Criminal Damage (By Fire Or Explosives)	9		17	
	HUMAN TRAFFICKING		0		1
1050	Commercial Sex Acts	0		1	
1055	Involuntary Servitude	0		0	
	GRAND TOTAL YEAR TO DATE		6,838		6,521

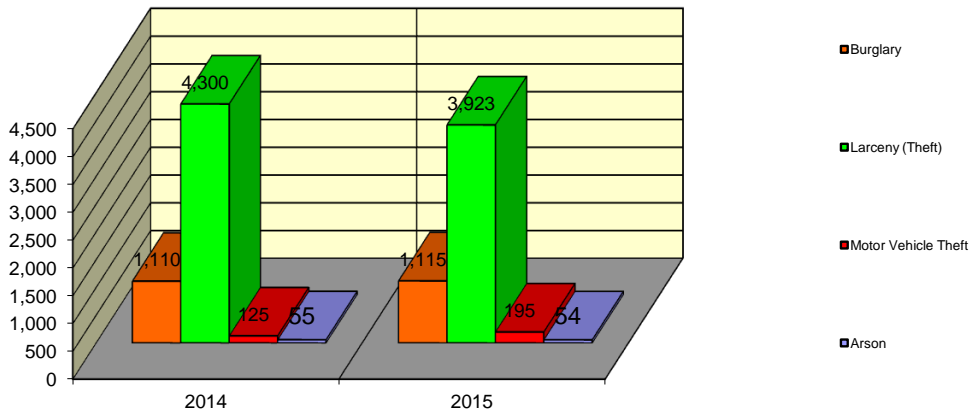
Springfield Police Department Part I Index Crimes - City Wide - Jan-Dec Comparison



Springfield Police Department Crimes Against Persons - City Wide - Jan-Dec Comparison



Springfield Police Department Crimes Against Property - City Wide - Jan-Dec Comparison



**CITY WIDE
PART I INDEX CRIMES BY OFFENSE HEADING
YEAR-TO-DATE COMPARISON
JANUARY - DECEMBER**

OFFENSE HEADING	2014	2015	CHANGE
Murder	4	11	7
Sexual Assault	97	102	5
Robbery	258	256	-2
Agg Assault / Agg Battery	889	864	-25
Burglary	1110	1115	5
Theft (Larceny)	4300	3923	-377
Motor Vehicle Theft	125	195	70
Arson	55	54	-1
Human Trafficking	0	1	1
GRAND TOTAL YTD	6,838	6,520	-5%

A 5% decrease in offenses scored for all Part I Index Crimes City Wide during the months of January - December 2015.

A 1% decrease in offenses scored for all Crimes Against Persons City Wide during the months of January - December 2015.

A 5% decrease in offenses scored for all Crimes Against Property City Wide during the months of January - December 2015.

CRIMES AGAINST PERSONS

OFFENSE HEADING	2014	2015
Murder	4	11
Sexual Assault	97	102
Robbery	258	256
Agg Assault / Agg Battery	889	864
Human Trafficking	0	1
TOTAL	1,248	1,234
TOTAL % CHANGE		-1%

CRIMES AGAINST PROPERTY

OFFENSE HEADING	2014	2015
Burglary	1,110	1,115
Theft (Larceny)	4,300	3,923
Motor Vehicle Theft	125	195
Arson	55	54
TOTAL	5,590	5,287
TOTAL % CHANGE		-5%