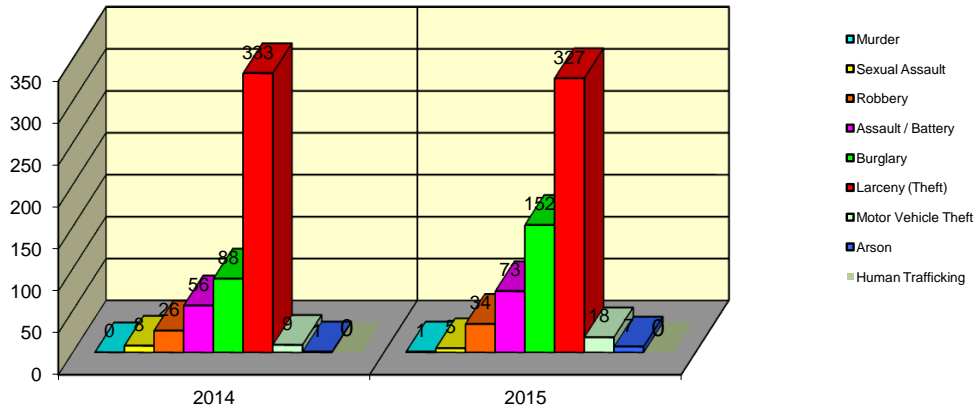


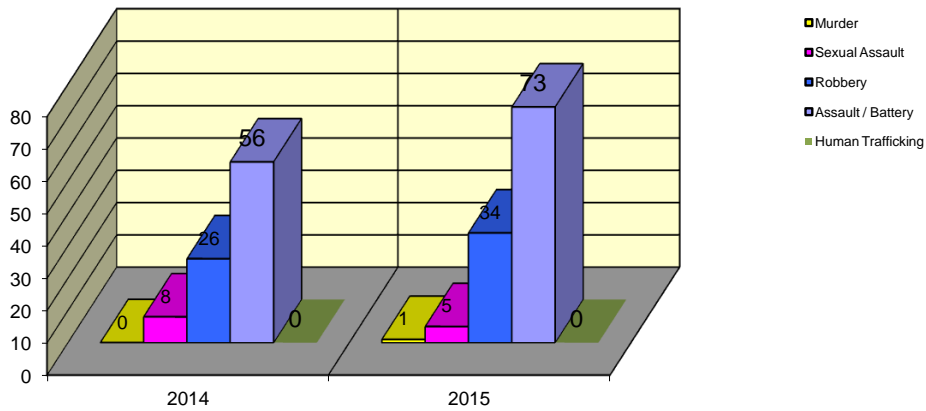
**CITY WIDE
PART I INDEX CRIMES BY OFFENSE HEADING
MONTHLY COMPARISON
DECEMBER**

UCR	OFFENSE HEADING	2014		2015	
	MURDER		0		1
0110	Homicide - First Degree	0		1	
0130	Homicide - Second Degree	0		0	
	SEXUAL ASSAULT		8		5
0260	Sexual Assault - Criminal	7		3	
0261	Sexual Assault - Aggravated	1		1	
0262	Sexual Assault - Forcible Sodomy	0		0	
0280	Pred Criminal Sexual Assault Of A Child	0		1	
0281	Sexual Assault - With an Object	0		0	
	ROBBERY		26		34
0310	Robbery - Armed	7		4	
0320	Robbery - Criminal	0		0	
0330	Robbery - Aggravated	0		1	
0310	Robbery to Person - Armed	13		17	
0320	Robbery to Person - Criminal	5		12	
0330	Robbery to Person - Aggravated	1		0	
0325	Vehicular Hijacking	0		0	
0326	Vehicular Hijacking - Aggravated	0		0	
	AGG ASSAULT / AGG BATTERY		56		73
0410	Attempted Murder	0		0	
0410	Battery - Aggravated	25		17	
0480	Battery - Heinous	0		0	
0485	Battery to Child - Aggravated	0		0	
0488	Aggravated Domestic Battery	16		26	
0490	Ritual Mutilation	0		0	
0495	Battery to Senior Citizen - Aggravated	0		0	
0510	Assault - Aggravated	15		30	
	BURGLARY		88		152
0610	Burglary - Commercial	7		13	
0610	Burglary - Non Residential	9		22	
0625	Burglary - Residential	69		115	
0650	Home Invasion	3		2	
	THEFT (LARCENY)		333		327
0710	Theft from Motor Vehicle	2		4	
0720	Theft - Parts/Access of Motor Vehicle	4		8	
0730	Burglary - Parts/Access of Motor Vehicle	0		3	
0760	Burglary from Motor Vehicle	42		53	
0770	Vehicular Invasion (W/Intent To Commit Theft)	0		0	
0810	Theft - Over \$500	37		37	
0820	Theft - \$500 and Under	74		88	
0860	Theft - Retail	172		133	
0865	Theft - Delivery Container	0		0	
0870	Theft - Pocket Picking	1		1	
0880	Theft - Purse Snatching	0		0	
0890	Theft - From Building	1		0	
0895	Theft - Coin Operated Machine or Device	0		0	
	MOTOR VEHICLE THEFT		9		18
0910	Theft of Motor Vehicle	9		18	
	ARSON		1		7
1010	Arson - Criminal	1		5	
1025	Arson - Aggravated	0		0	
1310	Criminal Damage (By Fire Or Explosives)	0		2	
	HUMAN TRAFFICKING		0		0
1050	Commercial Sex Acts	0		0	
1055	Involuntary Servitude	0		0	
	GRAND TOTAL MONTH		521		617

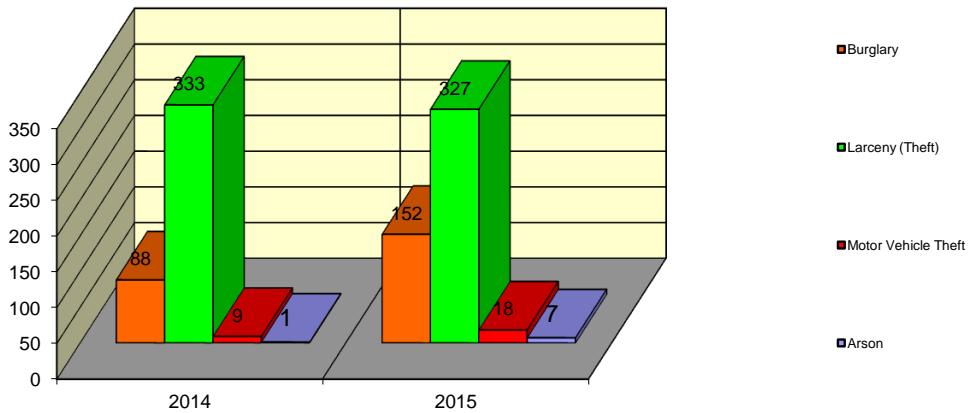
Springfield Police Department Part I Index Crimes - City Wide - December Comparison



Springfield Police Department Crimes Against Persons - City Wide - December Comparison



Springfield Police Department Crimes Against Property - City Wide - December Comparison



**CITY WIDE
PART I INDEX CRIMES BY OFFENSE HEADING
MONTHLY COMPARISON
DECEMBER**

OFFENSE HEADING	2014	2015	CHANGE
Murder	0	1	1
Sexual Assault	8	5	-3
Robbery	26	34	8
Agg Assault / Agg Battery	56	73	17
Burglary	88	152	64
Theft (Larceny)	333	327	-6
Motor Vehicle Theft	9	18	9
Arson	1	7	6
Human Trafficking	0	0	0
GRAND TOTAL MONTH	521	617	18%

An 18% increase in offenses scored for all Part I Index Crimes City Wide during the month of December 2015.

A 26% increase in offenses scored for all Crimes Against Persons City Wide during the month of December 2015.

A 17% increase in offenses scored for all Crimes Against Property City Wide during the month of December 2015.

CRIMES AGAINST PERSONS

OFFENSE HEADING	2014	2015
Murder	0	1
Sexual Assault	8	5
Robbery	26	34
Agg Assault / Agg Battery	56	73
Human Trafficking	0	0
TOTAL	90	113
TOTAL % CHANGE		26%

CRIMES AGAINST PROPERTY

OFFENSE HEADING	2014	2015
Burglary	88	152
Theft (Larceny)	333	327
Motor Vehicle Theft	9	18
Arson	1	7
TOTAL	431	504
TOTAL % CHANGE		17%