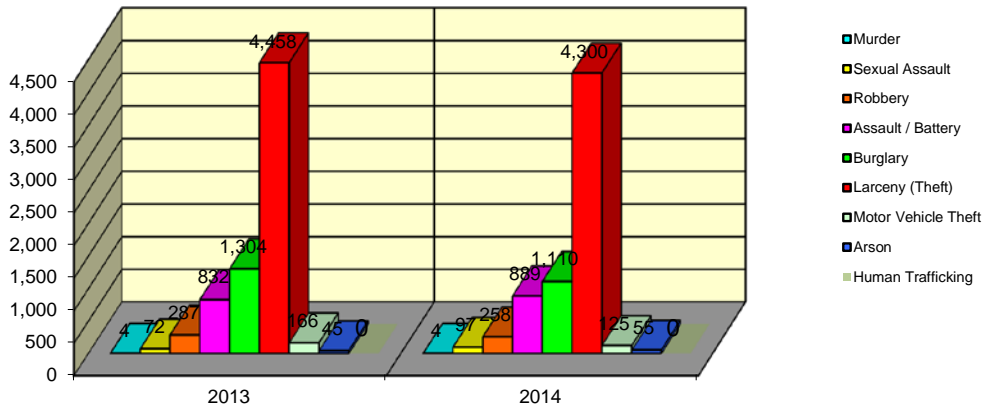


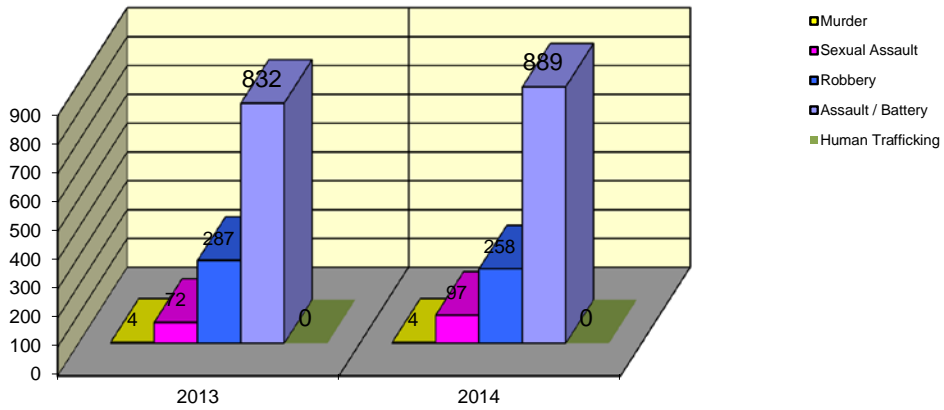
**CITY WIDE
PART I INDEX CRIMES BY OFFENSE HEADING
YEAR-TO-DATE COMPARISON
JANUARY - DECEMBER (REVISED 02-19-15)**

UCR	OFFENSE HEADING	2013		2014	
	MURDER		4		4
0110	Homicide - First Degree	4		4	
0130	Homicide - Second Degree	0		0	
	SEXUAL ASSAULT		72		97
0260	Sexual Assault - Criminal	60		65	
0261	Sexual Assault - Aggravated	10		25	
0262	Sexual Assault - Forcible Sodomy	0		2	
0280	Pred Criminal Sexual Assault Of A Child	2		5	
0281	Sexual Assault - With an Object	0		0	
	ROBBERY		287		258
0310	Robbery - Armed	13		21	
0320	Robbery - Criminal	5		4	
0330	Robbery - Aggravated	3		2	
0310	Robbery to Person - Armed	137		129	
0320	Robbery to Person - Criminal	120		93	
0330	Robbery to Person - Aggravated	9		7	
0325	Vehicular Hijacking	0		1	
0326	Vehicular Hijacking - Aggravated	0		1	
	AGG ASSAULT / AGG BATTERY		832		889
0410	Attempted Murder	1		4	
0410	Battery - Aggravated	299		326	
0480	Battery - Heinous	0		0	
0485	Battery to Child - Aggravated	4		4	
0488	Aggravated Domestic Battery	271		276	
0490	Ritual Mutilation	0		0	
0495	Battery to Senior Citizen - Aggravated	0		0	
0510	Assault - Aggravated	257		279	
	BURGLARY		1,304		1,110
0610	Burglary - Commercial	98		108	
0610	Burglary - Non Residential	262		223	
0625	Burglary - Residential	903		739	
0650	Home Invasion	41		40	
	THEFT (LARCENY)		4,458		4,300
0710	Theft from Motor Vehicle	90		86	
0720	Theft - Parts/Access of Motor Vehicle	44		38	
0730	Burglary - Parts/Access of Motor Vehicle	22		8	
0760	Burglary from Motor Vehicle	636		569	
0770	Vehicular Invasion (W/Intent To Commit Theft)	0		3	
0810	Theft - Over \$500	552		555	
0820	Theft - \$500 and Under	1,208		1,165	
0860	Theft - Retail	1,884		1,853	
0865	Theft - Delivery Container	0		1	
0870	Theft - Pocket Picking	3		14	
0880	Theft - Purse Snatching	6		3	
0890	Theft - From Building	0		3	
0895	Theft - Coin Operated Machine or Device	13		2	
	MOTOR VEHICLE THEFT		166		125
0910	Theft of Motor Vehicle	166		125	
	ARSON		45		55
1010	Arson - Criminal	33		39	
1025	Arson - Aggravated	4		7	
1310	Criminal Damage (By Fire Or Explosives)	8		9	
	HUMAN TRAFFICKING		0		0
1050	Commercial Sex Acts	0		0	
1055	Involuntary Servitude	0		0	
	GRAND TOTAL YEAR TO DATE		7,168		6,838

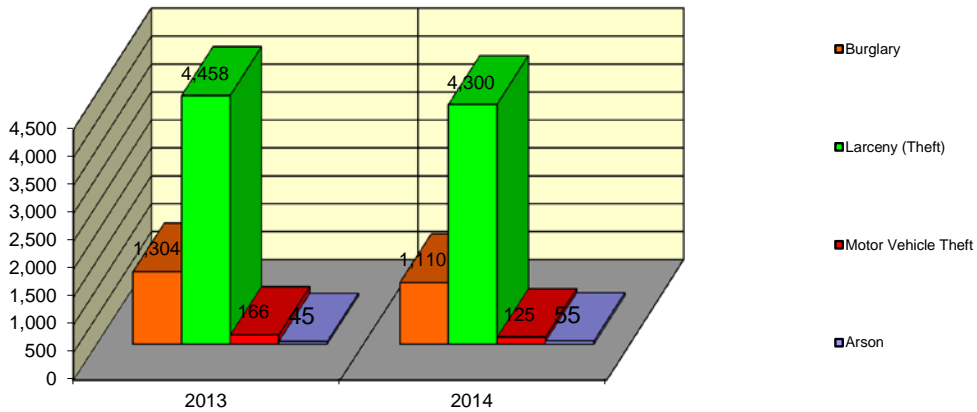
Springfield Police Department Part I Index Crimes - City Wide - Jan-Dec Comparison



Springfield Police Department Crimes Against Persons - City Wide - Jan-Dec Comparison



Springfield Police Department Crimes Against Property - City Wide - Jan-Dec Comparison



**CITY WIDE
PART I INDEX CRIMES BY OFFENSE HEADING
YEAR-TO-DATE COMPARISON
JANUARY - DECEMBER (REVISED 02-19-15)**

OFFENSE HEADING	2013	2014	CHANGE
Murder	4	4	0
Sexual Assault	72	97	25
Robbery	287	258	-29
Agg Assault / Agg Battery	832	889	57
Burglary	1304	1110	-194
Theft (Larceny)	4458	4300	-158
Motor Vehicle Theft	166	125	-41
Arson	45	55	10
Human Trafficking	0	0	0
GRAND TOTAL YTD	7,168	6,838	-5%

A 5% decrease in offenses scored for all Part I Index Crimes City Wide during the months of January - December 2014.

A 4% increase in offenses scored for all Crimes Against Persons City Wide during the months of January - December 2014.

A 6% decrease in offenses scored for all Crimes Against Property City Wide during the months of January - December 2014.

CRIMES AGAINST PERSONS

OFFENSE HEADING	2013	2014
Murder	4	4
Sexual Assault	72	97
Robbery	287	258
Agg Assault / Agg Battery	832	889
Human Trafficking	0	0
TOTAL	1,195	1,248
TOTAL % CHANGE		4%

CRIMES AGAINST PROPERTY

OFFENSE HEADING	2013	2014
Burglary	1,304	1,110
Theft (Larceny)	4,458	4,300
Motor Vehicle Theft	166	125
Arson	45	55
TOTAL	5,973	5,590
TOTAL % CHANGE		-6%