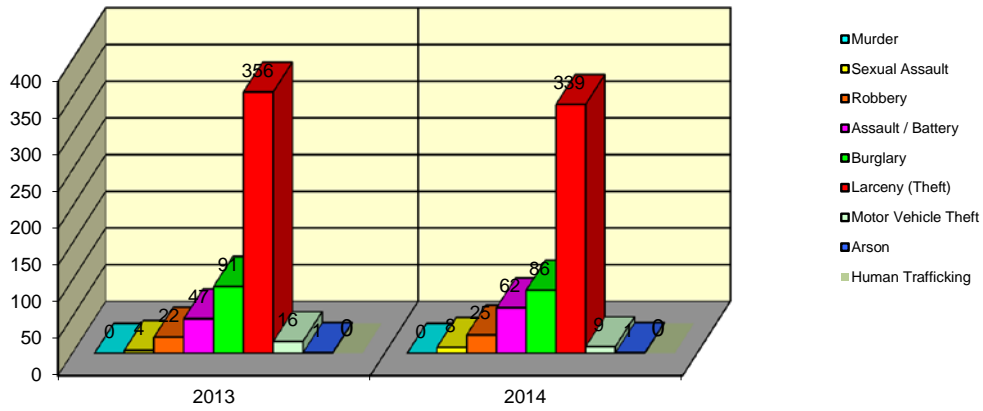


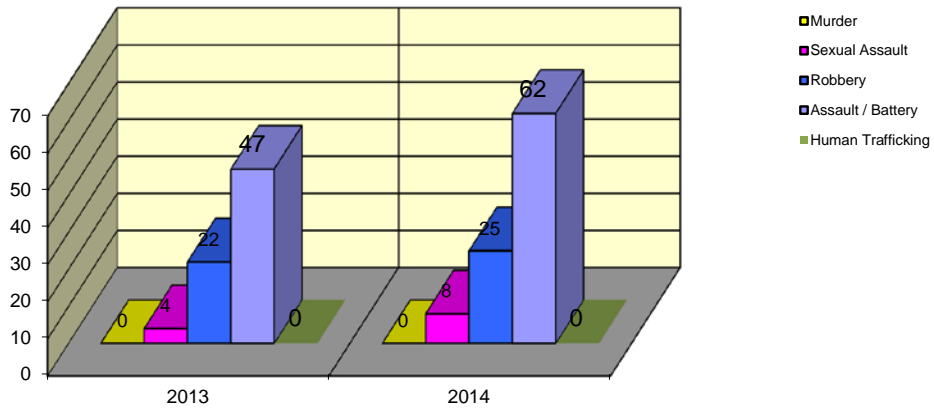
**CITY WIDE
PART I INDEX CRIMES BY OFFENSE HEADING
MONTHLY COMPARISON
DECEMBER**

| UCR | OFFENSE HEADING | 2013 | | 2014 | |
|------|---|------|------------|------|------------|
| | MURDER | | 0 | | 0 |
| 0110 | Homicide - First Degree | 0 | | 0 | |
| 0130 | Homicide - Second Degree | 0 | | 0 | |
| | SEXUAL ASSAULT | | 4 | | 8 |
| 0260 | Sexual Assault - Criminal | 3 | | 7 | |
| 0261 | Sexual Assault - Aggravated | 1 | | 1 | |
| 0262 | Sexual Assault - Forcible Sodomy | 0 | | 0 | |
| 0280 | Pred Criminal Sexual Assault Of A Child | 0 | | 0 | |
| 0281 | Sexual Assault - With an Object | 0 | | 0 | |
| | ROBBERY | | 22 | | 25 |
| 0310 | Robbery - Armed | 1 | | 7 | |
| 0320 | Robbery - Criminal | 1 | | 0 | |
| 0330 | Robbery - Aggravated | 0 | | 0 | |
| 0310 | Robbery to Person - Armed | 14 | | 13 | |
| 0320 | Robbery to Person - Criminal | 6 | | 4 | |
| 0330 | Robbery to Person - Aggravated | 0 | | 1 | |
| 0325 | Vehicular Hijacking | 0 | | 0 | |
| 0326 | Vehicular Hijacking - Aggravated | 0 | | 0 | |
| | AGG ASSAULT / AGG BATTERY | | 47 | | 62 |
| 0410 | Attempted Murder | 0 | | 0 | |
| 0410 | Battery - Aggravated | 11 | | 26 | |
| 0480 | Battery - Heinous | 0 | | 0 | |
| 0485 | Battery to Child - Aggravated | 0 | | 0 | |
| 0488 | Aggravated Domestic Battery | 23 | | 21 | |
| 0490 | Ritual Mutilation | 0 | | 0 | |
| 0495 | Battery to Senior Citizen - Aggravated | 0 | | 0 | |
| 0510 | Assault - Aggravated | 13 | | 15 | |
| | BURGLARY | | 91 | | 86 |
| 0610 | Burglary - Commercial | 7 | | 7 | |
| 0610 | Burglary - Non Residential | 13 | | 8 | |
| 0625 | Burglary - Residential | 67 | | 68 | |
| 0650 | Home Invasion | 4 | | 3 | |
| | THEFT (LARCENY) | | 356 | | 339 |
| 0710 | Theft from Motor Vehicle | 2 | | 3 | |
| 0720 | Theft - Parts/Access of Motor Vehicle | 1 | | 2 | |
| 0730 | Burglary - Parts/Access of Motor Vehicle | 0 | | 0 | |
| 0760 | Burglary from Motor Vehicle | 45 | | 42 | |
| 0770 | Vehicular Invasion (W/Intent To Commit Theft) | 0 | | 0 | |
| 0810 | Theft - Over \$500 | 47 | | 36 | |
| 0820 | Theft - \$500 and Under | 96 | | 76 | |
| 0860 | Theft - Retail | 164 | | 178 | |
| 0865 | Theft - Delivery Container | 0 | | 0 | |
| 0870 | Theft - Pocket Picking | 0 | | 1 | |
| 0880 | Theft - Purse Snatching | 0 | | 0 | |
| 0890 | Theft - From Building | 0 | | 1 | |
| 0895 | Theft - Coin Operated Machine or Device | 1 | | 0 | |
| | MOTOR VEHICLE THEFT | | 16 | | 9 |
| 0910 | Theft of Motor Vehicle | 16 | | 9 | |
| | ARSON | | 1 | | 1 |
| 1010 | Arson - Criminal | 1 | | 1 | |
| 1025 | Arson - Aggravated | 0 | | 0 | |
| 1310 | Criminal Damage (By Fire Or Explosives) | 0 | | 0 | |
| | HUMAN TRAFFICKING | | 0 | | 0 |
| 1050 | Commercial Sex Acts | 0 | | 0 | |
| 1055 | Involuntary Servitude | 0 | | 0 | |
| | GRAND TOTAL MONTH | | 537 | | 530 |

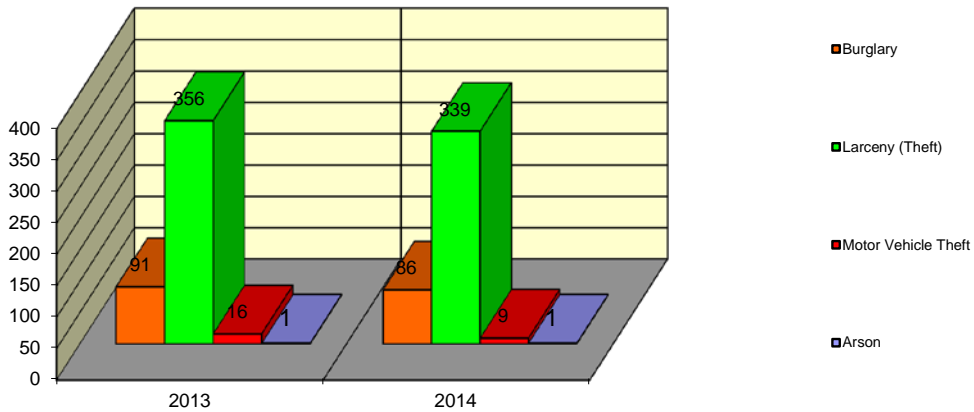
Springfield Police Department Part I Index Crimes - City Wide - December Comparison



Springfield Police Department Crimes Against Persons - City Wide - December Comparison



Springfield Police Department Crimes Against Property - City Wide - December Comparison



**CITY WIDE
PART I INDEX CRIMES BY OFFENSE HEADING
MONTHLY COMPARISON
DECEMBER**

| OFFENSE HEADING | 2013 | 2014 | CHANGE |
|---------------------------|------------|------------|------------|
| Murder | 0 | 0 | 0 |
| Sexual Assault | 4 | 8 | 4 |
| Robbery | 22 | 25 | 3 |
| Agg Assault / Agg Battery | 47 | 62 | 15 |
| Burglary | 91 | 86 | -5 |
| Theft (Larceny) | 356 | 339 | -17 |
| Motor Vehicle Theft | 16 | 9 | -7 |
| Arson | 1 | 1 | 0 |
| Human Trafficking | 0 | 0 | 0 |
| GRAND TOTAL MONTH | 537 | 530 | -1% |

A 1% decrease in offenses scored for all Part I Index Crimes City Wide during the month of December 2014.

A 30% increase in offenses scored for all Crimes Against Persons City Wide during the month of December 2014.

A 6% decrease in offenses scored for all Crimes Against Property City Wide during the month of December 2014.

CRIMES AGAINST PERSONS

| OFFENSE HEADING | 2013 | 2014 |
|---------------------------|-----------|------------|
| Murder | 0 | 0 |
| Sexual Assault | 4 | 8 |
| Robbery | 22 | 25 |
| Agg Assault / Agg Battery | 47 | 62 |
| Human Trafficking | 0 | 0 |
| | | |
| TOTAL | 73 | 95 |
| TOTAL % CHANGE | | 30% |

CRIMES AGAINST PROPERTY

| OFFENSE HEADING | 2013 | 2014 |
|-----------------------|------------|------------|
| Burglary | 91 | 86 |
| Theft (Larceny) | 356 | 339 |
| Motor Vehicle Theft | 16 | 9 |
| Arson | 1 | 1 |
| | | |
| TOTAL | 464 | 435 |
| TOTAL % CHANGE | | -6% |