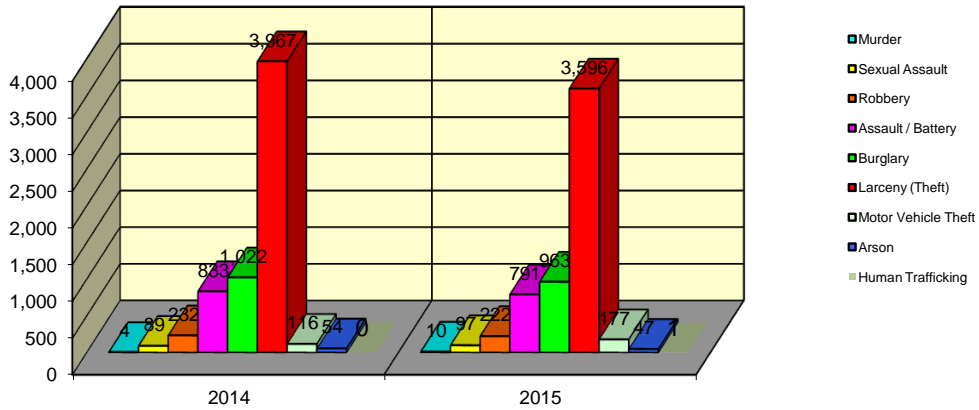


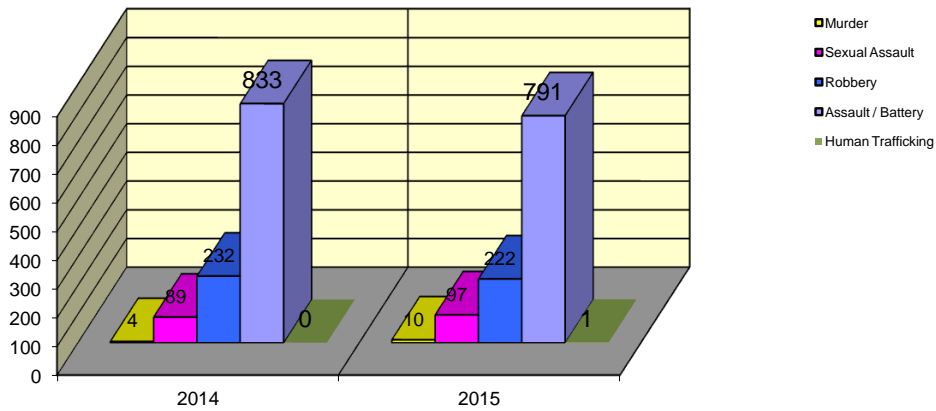
**CITY WIDE
PART I INDEX CRIMES BY OFFENSE HEADING
YEAR-TO-DATE COMPARISON
JANUARY - NOVEMBER**

UCR	OFFENSE HEADING	2014		2015	
	MURDER		4		10
0110	Homicide - First Degree	4		10	
0130	Homicide - Second Degree	0		0	
	SEXUAL ASSAULT		89		97
0260	Sexual Assault - Criminal	58		68	
0261	Sexual Assault - Aggravated	24		15	
0262	Sexual Assault - Forcible Sodomy	2		0	
0280	Pred Criminal Sexual Assault Of A Child	5		14	
0281	Sexual Assault - With an Object	0		0	
	ROBBERY		232		222
0310	Robbery - Armed	14		19	
0320	Robbery - Criminal	4		4	
0330	Robbery - Aggravated	2		8	
0310	Robbery to Person - Armed	116		96	
0320	Robbery to Person - Criminal	88		86	
0330	Robbery to Person - Aggravated	6		8	
0325	Vehicular Hijacking	1		0	
0326	Vehicular Hijacking - Aggravated	1		1	
	AGG ASSAULT / AGG BATTERY		833		791
0410	Attempted Murder	4		1	
0410	Battery - Aggravated	301		268	
0480	Battery - Heinous	0		0	
0485	Battery to Child - Aggravated	4		5	
0488	Aggravated Domestic Battery	260		228	
0490	Ritual Mutilation	0		0	
0495	Battery to Senior Citizen - Aggravated	0		0	
0510	Assault - Aggravated	264		289	
	BURGLARY		1,022		963
0610	Burglary - Commercial	101		90	
0610	Burglary - Non Residential	214		196	
0625	Burglary - Residential	670		649	
0650	Home Invasion	37		28	
	THEFT (LARCENY)		3,967		3,596
0710	Theft from Motor Vehicle	84		18	
0720	Theft - Parts/Access of Motor Vehicle	34		85	
0730	Burglary - Parts/Access of Motor Vehicle	8		11	
0760	Burglary from Motor Vehicle	527		643	
0770	Vehicular Invasion (W/Intent To Commit Theft)	3		3	
0810	Theft - Over \$500	518		444	
0820	Theft - \$500 and Under	1,091		963	
0860	Theft - Retail	1,681		1,413	
0865	Theft - Delivery Container	1		0	
0870	Theft - Pocket Picking	13		9	
0880	Theft - Purse Snatching	3		5	
0890	Theft - From Building	2		0	
0895	Theft - Coin Operated Machine or Device	2		2	
	MOTOR VEHICLE THEFT		116		177
0910	Theft of Motor Vehicle	116		177	
	ARSON		54		47
1010	Arson - Criminal	38		32	
1025	Arson - Aggravated	7		0	
1310	Criminal Damage (By Fire Or Explosives)	9		15	
	HUMAN TRAFFICKING		0		1
1050	Commercial Sex Acts	0		1	
1055	Involuntary Servitude	0		0	
	GRAND TOTAL YEAR TO DATE		6,317		5,904

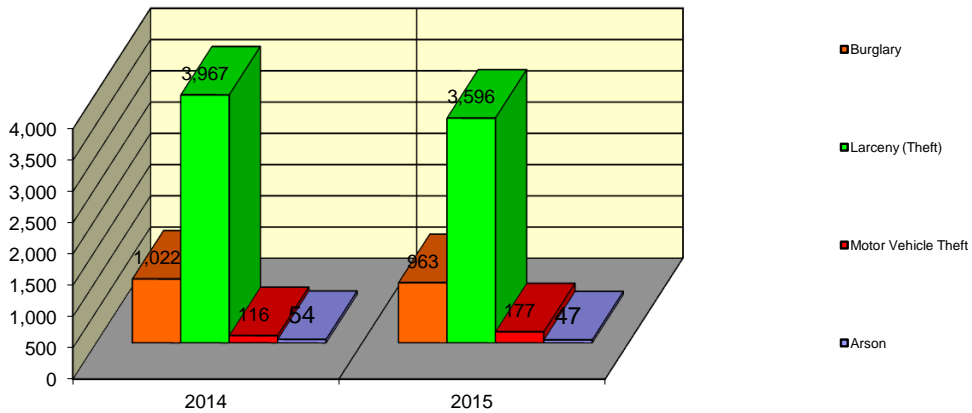
Springfield Police Department Part I Index Crimes - City Wide - Jan-Nov Comparison



Springfield Police Department Crimes Against Persons - City Wide - Jan-Nov Comparison



Springfield Police Department Crimes Against Property - City Wide - Jan-Nov Comparison



**CITY WIDE
PART I INDEX CRIMES BY OFFENSE HEADING
YEAR-TO-DATE COMPARISON
JANUARY - NOVEMBER**

OFFENSE HEADING	2014	2015	CHANGE
Murder	4	10	6
Sexual Assault	89	97	8
Robbery	232	222	-10
Agg Assault / Agg Battery	833	791	-42
Burglary	1022	963	-59
Theft (Larceny)	3967	3596	-371
Motor Vehicle Theft	116	177	61
Arson	54	47	-7
Human Trafficking	0	1	1
GRAND TOTAL YTD	6,317	5,903	-7%

A 7% decrease in offenses scored for all Part I Index Crimes City Wide during the months of January - November 2015.

A 3% decrease in offenses scored for all Crimes Against Persons City Wide during the months of January - November 2015.

A 7% decrease in offenses scored for all Crimes Against Property City Wide during the months of January - November 2015.

CRIMES AGAINST PERSONS

OFFENSE HEADING	2014	2015
Murder	4	10
Sexual Assault	89	97
Robbery	232	222
Agg Assault / Agg Battery	833	791
Human Trafficking	0	1
TOTAL	1,158	1,121
TOTAL % CHANGE		-3%

CRIMES AGAINST PROPERTY

OFFENSE HEADING	2014	2015
Burglary	1,022	963
Theft (Larceny)	3,967	3,596
Motor Vehicle Theft	116	177
Arson	54	47
TOTAL	5,159	4,783
TOTAL % CHANGE		-7%