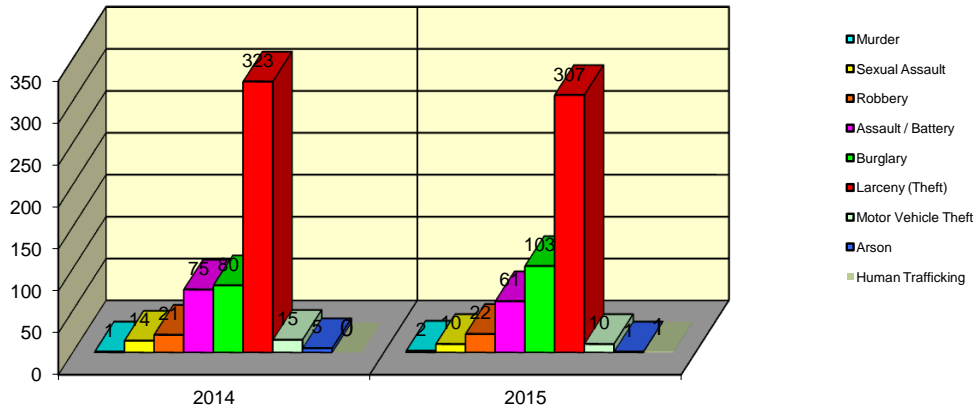


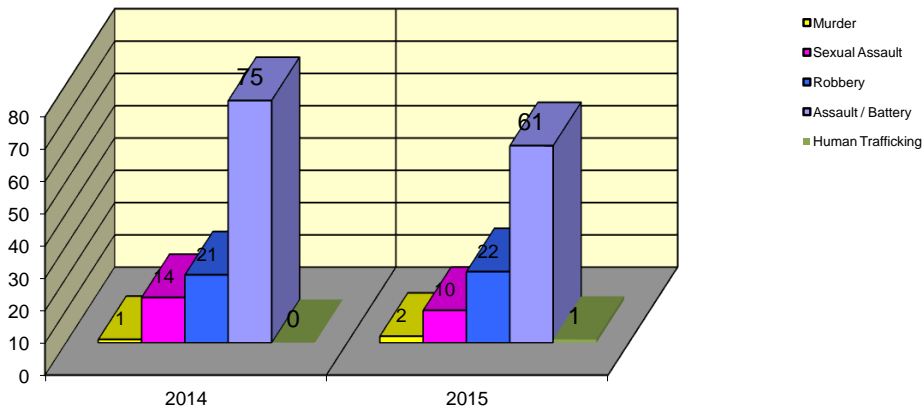
**CITY WIDE
PART I INDEX CRIMES BY OFFENSE HEADING
MONTHLY COMPARISON
NOVEMBER**

UCR	OFFENSE HEADING	2014		2015	
	MURDER		1		2
0110	Homicide - First Degree	1		2	
0130	Homicide - Second Degree	0		0	
	SEXUAL ASSAULT		14		10
0260	Sexual Assault - Criminal	12		8	
0261	Sexual Assault - Aggravated	1		1	
0262	Sexual Assault - Forcible Sodomy	0		0	
0280	Pred Criminal Sexual Assault Of A Child	1		1	
0281	Sexual Assault - With an Object	0		0	
	ROBBERY		21		22
0310	Robbery - Armed	2		4	
0320	Robbery - Criminal	0		0	
0330	Robbery - Aggravated	0		0	
0310	Robbery to Person - Armed	11		8	
0320	Robbery to Person - Criminal	7		9	
0330	Robbery to Person - Aggravated	0		1	
0325	Vehicular Hijacking	1		0	
0326	Vehicular Hijacking - Aggravated	0		0	
	AGG ASSAULT / AGG BATTERY		75		61
0410	Attempted Murder	0		0	
0410	Battery - Aggravated	24		20	
0480	Battery - Heinous	0		0	
0485	Battery to Child - Aggravated	0		0	
0488	Aggravated Domestic Battery	27		19	
0490	Ritual Mutilation	0		0	
0495	Battery to Senior Citizen - Aggravated	0		0	
0510	Assault - Aggravated	24		22	
	BURGLARY		80		103
0610	Burglary - Commercial	11		8	
0610	Burglary - Non Residential	5		11	
0625	Burglary - Residential	61		79	
0650	Home Invasion	3		5	
	THEFT (LARCENY)		323		307
0710	Theft from Motor Vehicle	8		0	
0720	Theft - Parts/Access of Motor Vehicle	3		3	
0730	Burglary - Parts/Access of Motor Vehicle	1		1	
0760	Burglary from Motor Vehicle	33		54	
0770	Vehicular Invasion (W/Intent To Commit Theft)	0		0	
0810	Theft - Over \$500	49		34	
0820	Theft - \$500 and Under	76		76	
0860	Theft - Retail	151		138	
0865	Theft - Delivery Container	0		0	
0870	Theft - Pocket Picking	1		1	
0880	Theft - Purse Snatching	0		0	
0890	Theft - From Building	1		0	
0895	Theft - Coin Operated Machine or Device	0		0	
	MOTOR VEHICLE THEFT		15		10
0910	Theft of Motor Vehicle	15		10	
	ARSON		5		1
1010	Arson - Criminal	1		0	
1025	Arson - Aggravated	3		0	
1310	Criminal Damage (By Fire Or Explosives)	1		1	
	HUMAN TRAFFICKING		0		1
1050	Commercial Sex Acts	0		1	
1055	Involuntary Servitude	0		0	
	GRAND TOTAL MONTH		534		517

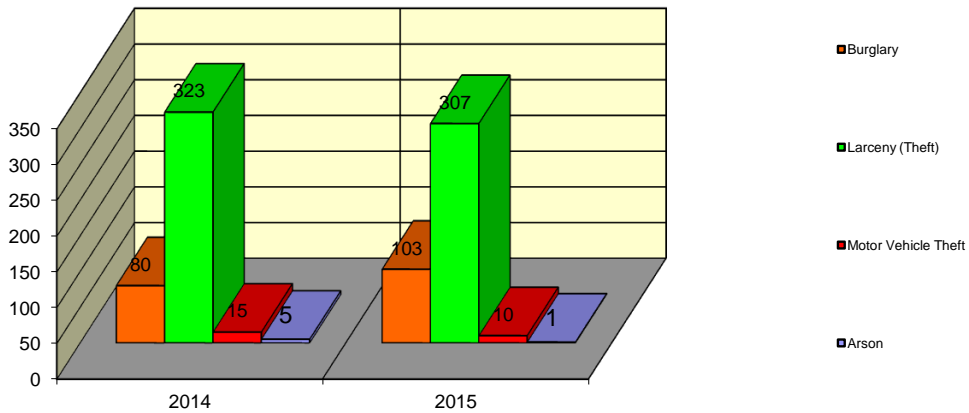
Springfield Police Department Part I Index Crimes - City Wide - November Comparison



Springfield Police Department Crimes Against Persons - City Wide - November Comparison



Springfield Police Department Crimes Against Property - City Wide - November Comparison



**CITY WIDE
PART I INDEX CRIMES BY OFFENSE HEADING
MONTHLY COMPARISON
NOVEMBER**

OFFENSE HEADING	2014	2015	CHANGE
Murder	1	2	1
Sexual Assault	14	10	-4
Robbery	21	22	1
Agg Assault / Agg Battery	75	61	-14
Burglary	80	103	23
Theft (Larceny)	323	307	-16
Motor Vehicle Theft	15	10	-5
Arson	5	1	-4
Human Trafficking	0	1	1
GRAND TOTAL MONTH	534	516	-3%

A 3% decrease in offenses scored for all Part I Index Crimes City Wide during the month of November 2015.

A 14% decrease in offenses scored for all Crimes Against Persons City Wide during the month of November 2015.

No change in offenses scored for all Crimes Against Property City Wide during the month of November 2015.

CRIMES AGAINST PERSONS

OFFENSE HEADING	2014	2015
Murder	1	2
Sexual Assault	14	10
Robbery	21	22
Agg Assault / Agg Battery	75	61
Human Trafficking	0	1
TOTAL	111	96
TOTAL % CHANGE		-14%

CRIMES AGAINST PROPERTY

OFFENSE HEADING	2014	2015
Burglary	80	103
Theft (Larceny)	323	307
Motor Vehicle Theft	15	10
Arson	5	1
TOTAL	423	421
TOTAL % CHANGE		0%