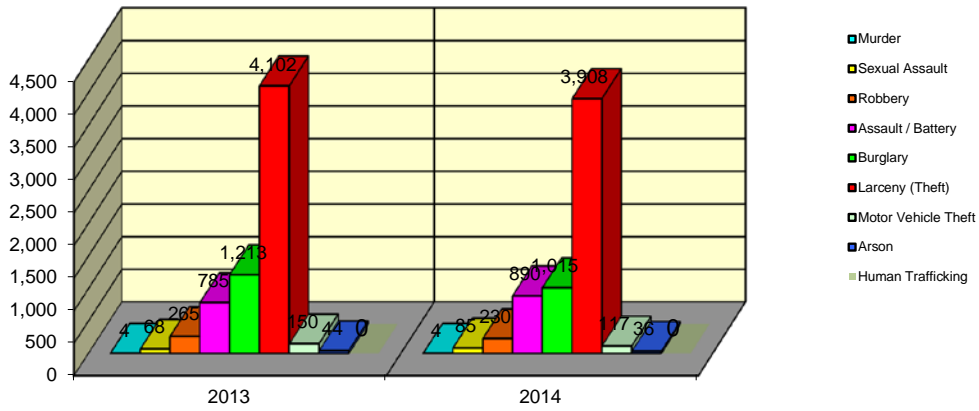


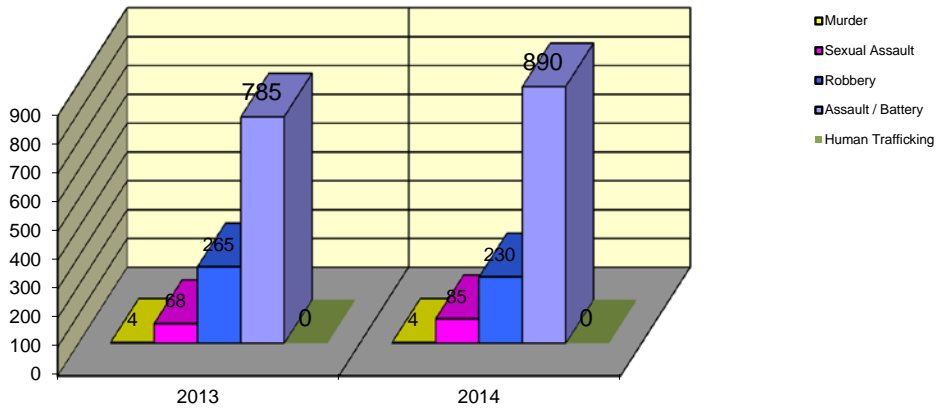
**CITY WIDE  
PART I INDEX CRIMES BY OFFENSE HEADING  
YEAR-TO-DATE COMPARISON  
JANUARY - NOVEMBER**

UCR	OFFENSE HEADING	2013		2014	
	<b>MURDER</b>		<b>4</b>		<b>4</b>
0110	Homicide - First Degree	4		4	
0130	Homicide - Second Degree	0		0	
	<b>SEXUAL ASSAULT</b>		<b>68</b>		<b>85</b>
0260	Sexual Assault - Criminal	57		57	
0261	Sexual Assault - Aggravated	9		22	
0262	Sexual Assault - Forcible Sodomy	0		2	
0280	Pred Criminal Sexual Assault Of A Child	2		4	
0281	Sexual Assault - With an Object	0		0	
	<b>ROBBERY</b>		<b>265</b>		<b>230</b>
0310	Robbery - Armed	12		15	
0320	Robbery - Criminal	4		4	
0330	Robbery - Aggravated	3		2	
0310	Robbery to Person - Armed	123		115	
0320	Robbery to Person - Criminal	114		86	
0330	Robbery to Person - Aggravated	9		6	
0325	Vehicular Hijacking	0		1	
0326	Vehicular Hijacking - Aggravated	0		1	
	<b>AGG ASSAULT / AGG BATTERY</b>		<b>785</b>		<b>890</b>
0410	Attempted Murder	1		4	
0410	Battery - Aggravated	288		305	
0480	Battery - Heinous	0		0	
0485	Battery to Child - Aggravated	4		2	
0488	Aggravated Domestic Battery	248		289	
0490	Ritual Mutilation	0		0	
0495	Battery to Senior Citizen - Aggravated	0		0	
0510	Assault - Aggravated	244		290	
	<b>BURGLARY</b>		<b>1,213</b>		<b>1,015</b>
0610	Burglary - Commercial	91		101	
0610	Burglary - Non Residential	249		206	
0625	Burglary - Residential	836		673	
0650	Home Invasion	37		35	
	<b>THEFT (LARCENY)</b>		<b>4,102</b>		<b>3,908</b>
0710	Theft from Motor Vehicle	88		85	
0720	Theft - Parts/Access of Motor Vehicle	43		32	
0730	Burglary - Parts/Access of Motor Vehicle	22		7	
0760	Burglary from Motor Vehicle	591		525	
0770	Vehicular Invasion (W/Intent To Commit Theft)	0		3	
0810	Theft - Over \$500	505		491	
0820	Theft - \$500 and Under	1,112		1,075	
0860	Theft - Retail	1,720		1,670	
0865	Theft - Delivery Container	0		1	
0870	Theft - Pocket Picking	3		12	
0880	Theft - Purse Snatching	6		3	
0890	Theft - From Building	0		2	
0895	Theft - Coin Operated Machine or Device	12		2	
	<b>MOTOR VEHICLE THEFT</b>		<b>150</b>		<b>117</b>
0910	Theft of Motor Vehicle	150		117	
	<b>ARSON</b>		<b>44</b>		<b>36</b>
1010	Arson - Criminal	32		24	
1025	Arson - Aggravated	4		4	
1310	Criminal Damage (By Fire Or Explosives)	8		8	
	<b>HUMAN TRAFFICKING</b>		<b>0</b>		<b>0</b>
1050	Commercial Sex Acts	0		0	
1055	Involuntary Servitude	0		0	
	<b>GRAND TOTAL YEAR TO DATE</b>		<b>6,631</b>		<b>6,285</b>

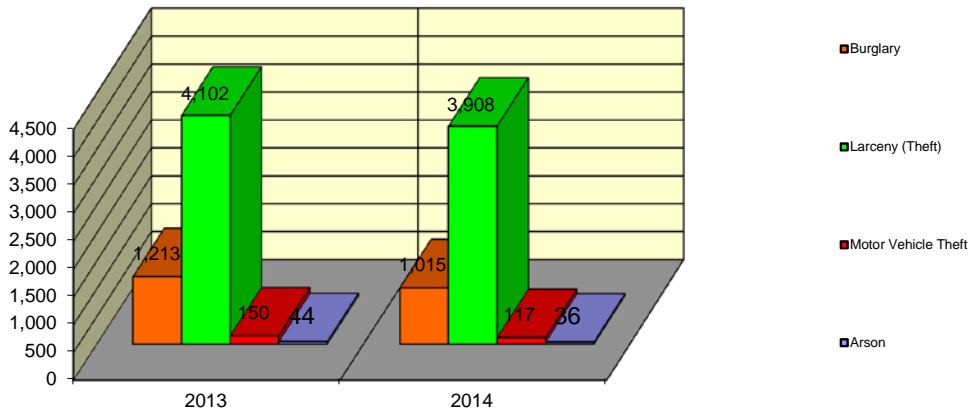
### Springfield Police Department Part I Index Crimes - City Wide - Jan-Nov Comparison



### Springfield Police Department Crimes Against Persons - City Wide - Jan-Nov Comparison



### Springfield Police Department Crimes Against Property - City Wide - Jan-Nov Comparison



**CITY WIDE  
PART I INDEX CRIMES BY OFFENSE HEADING  
YEAR-TO-DATE COMPARISON  
JANUARY - NOVEMBER**

OFFENSE HEADING	2013	2014	CHANGE
Murder	4	4	0
Sexual Assault	68	85	17
Robbery	265	230	-35
Agg Assault / Agg Battery	785	890	105
Burglary	1213	1015	-198
Theft (Larceny)	4102	3908	-194
Motor Vehicle Theft	150	117	-33
Arson	44	36	-8
Human Trafficking	0	0	0
<b>GRAND TOTAL YTD</b>	<b>6,631</b>	<b>6,285</b>	<b>-5%</b>

A 5% decrease in offenses scored for all Part I Index Crimes City Wide during the months of January - November 2014.

An 8% increase in offenses scored for all Crimes Against Persons City Wide during the months of January - November 2014.

An 8% decrease in offenses scored for all Crimes Against Property City Wide during the months of January - November 2014.

**CRIMES AGAINST PERSONS**

OFFENSE HEADING	2013	2014
Murder	4	4
Sexual Assault	68	85
Robbery	265	230
Agg Assault / Agg Battery	785	890
Human Trafficking	0	0
<b>TOTAL</b>	<b>1,122</b>	<b>1,209</b>
<b>TOTAL % CHANGE</b>		<b>8%</b>

**CRIMES AGAINST PROPERTY**

OFFENSE HEADING	2013	2014
Burglary	1,213	1,015
Theft (Larceny)	4,102	3,908
Motor Vehicle Theft	150	117
Arson	44	36
<b>TOTAL</b>	<b>5,509</b>	<b>5,076</b>
<b>TOTAL % CHANGE</b>		<b>-8%</b>