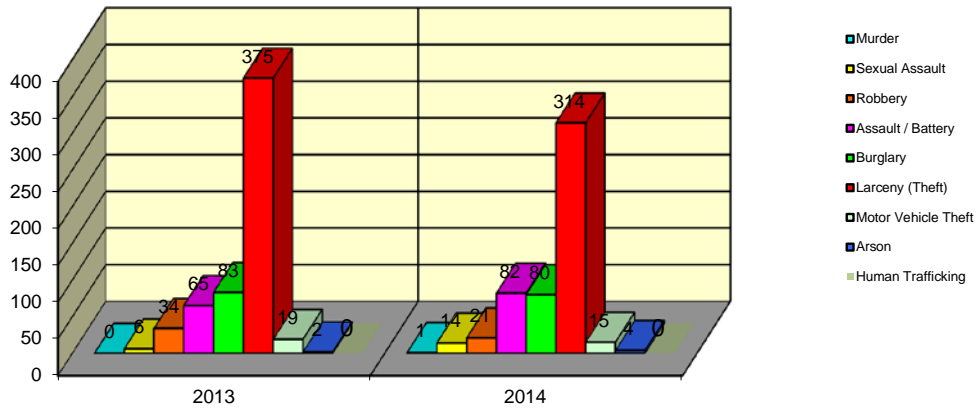


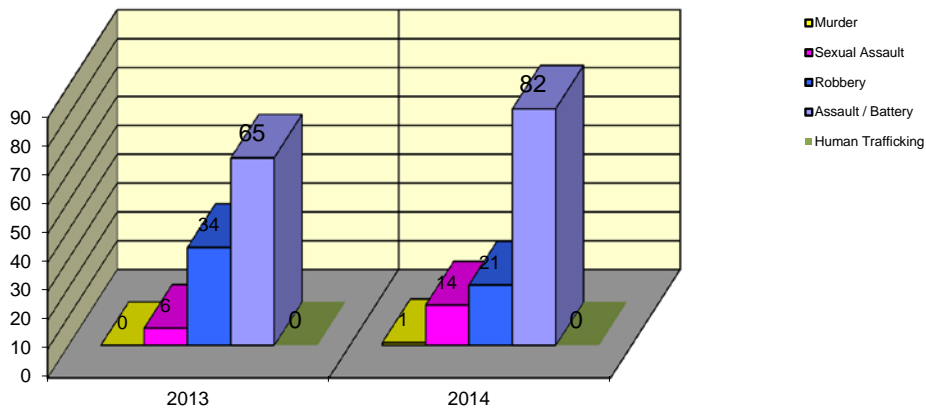
**CITY WIDE
PART I INDEX CRIMES BY OFFENSE HEADING
MONTHLY COMPARISON
NOVEMBER**

UCR	OFFENSE HEADING	2013		2014	
	MURDER		0		1
0110	Homicide - First Degree	0		1	
0130	Homicide - Second Degree	0		0	
	SEXUAL ASSAULT		6		14
0260	Sexual Assault - Criminal	6		12	
0261	Sexual Assault - Aggravated	0		1	
0262	Sexual Assault - Forcible Sodomy	0		0	
0280	Pred Criminal Sexual Assault Of A Child	0		1	
0281	Sexual Assault - With an Object	0		0	
	ROBBERY		34		21
0310	Robbery - Armed	3		2	
0320	Robbery - Criminal	1		0	
0330	Robbery - Aggravated	1		0	
0310	Robbery to Person - Armed	14		11	
0320	Robbery to Person - Criminal	15		7	
0330	Robbery to Person - Aggravated	0		0	
0325	Vehicular Hijacking	0		1	
0326	Vehicular Hijacking - Aggravated	0		0	
	AGG ASSAULT / AGG BATTERY		65		82
0410	Attempted Murder	1		0	
0410	Battery - Aggravated	17		25	
0480	Battery - Heinous	0		0	
0485	Battery to Child - Aggravated	1		0	
0488	Aggravated Domestic Battery	25		27	
0490	Ritual Mutilation	0		0	
0495	Battery to Senior Citizen - Aggravated	0		0	
0510	Assault - Aggravated	21		30	
	BURGLARY		83		80
0610	Burglary - Commercial	12		11	
0610	Burglary - Non Residential	13		5	
0625	Burglary - Residential	57		61	
0650	Home Invasion	1		3	
	THEFT (LARCENY)		375		314
0710	Theft from Motor Vehicle	8		8	
0720	Theft - Parts/Access of Motor Vehicle	2		2	
0730	Burglary - Parts/Access of Motor Vehicle	0		1	
0760	Burglary from Motor Vehicle	58		33	
0770	Vehicular Invasion (W/Intent To Commit Theft)	0		0	
0810	Theft - Over \$500	40		47	
0820	Theft - \$500 and Under	104		73	
0860	Theft - Retail	160		148	
0865	Theft - Delivery Container	0		0	
0870	Theft - Pocket Picking	1		1	
0880	Theft - Purse Snatching	0		0	
0890	Theft - From Building	0		1	
0895	Theft - Coin Operated Machine or Device	2		0	
	MOTOR VEHICLE THEFT		19		15
0910	Theft of Motor Vehicle	19		15	
	ARSON		2		4
1010	Arson - Criminal	1		3	
1025	Arson - Aggravated	0		0	
1310	Criminal Damage (By Fire Or Explosives)	1		1	
	HUMAN TRAFFICKING		0		0
1050	Commercial Sex Acts	0		0	
1055	Involuntary Servitude	0		0	
	GRAND TOTAL MONTH		584		531

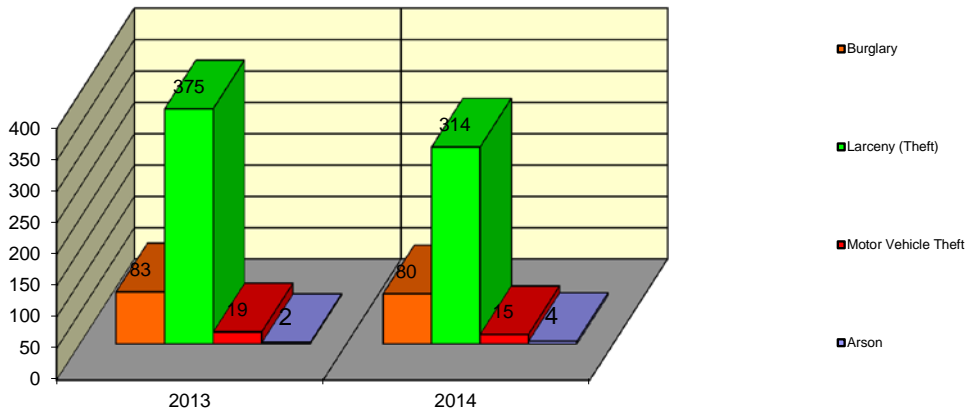
Springfield Police Department Part I Index Crimes - City Wide - November Comparison



Springfield Police Department Crimes Against Persons - City Wide - November Comparison



Springfield Police Department Crimes Against Property - City Wide - November Comparison



**CITY WIDE
PART I INDEX CRIMES BY OFFENSE HEADING
MONTHLY COMPARISON
NOVEMBER**

OFFENSE HEADING	2013	2014	CHANGE
Murder	0	1	1
Sexual Assault	6	14	8
Robbery	34	21	-13
Agg Assault / Agg Battery	65	82	17
Burglary	83	80	-3
Theft (Larceny)	375	314	-61
Motor Vehicle Theft	19	15	-4
Arson	2	4	2
Human Trafficking	0	0	0
GRAND TOTAL MONTH	584	531	-9%

A 9% decrease in offenses scored for all Part I Index Crimes City Wide during the month of November 2014.

A 12% increase in offenses scored for all Crimes Against Persons City Wide during the month of November 2014.

A 14% decrease in offenses scored for all Crimes Against Property City Wide during the month of November 2014.

CRIMES AGAINST PERSONS

OFFENSE HEADING	2013	2014
Murder	0	1
Sexual Assault	6	14
Robbery	34	21
Agg Assault / Agg Battery	65	82
Human Trafficking	0	0
TOTAL	105	118
TOTAL % CHANGE		12%

CRIMES AGAINST PROPERTY

OFFENSE HEADING	2013	2014
Burglary	83	80
Theft (Larceny)	375	314
Motor Vehicle Theft	19	15
Arson	2	4
TOTAL	479	413
TOTAL % CHANGE		-14%