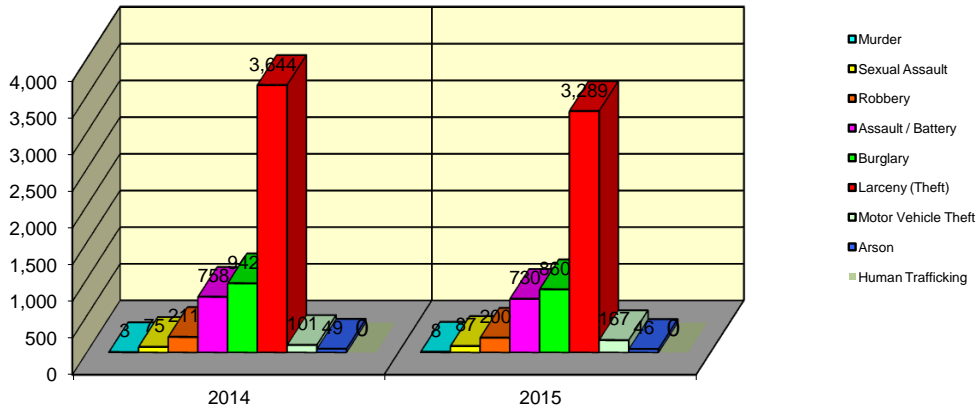


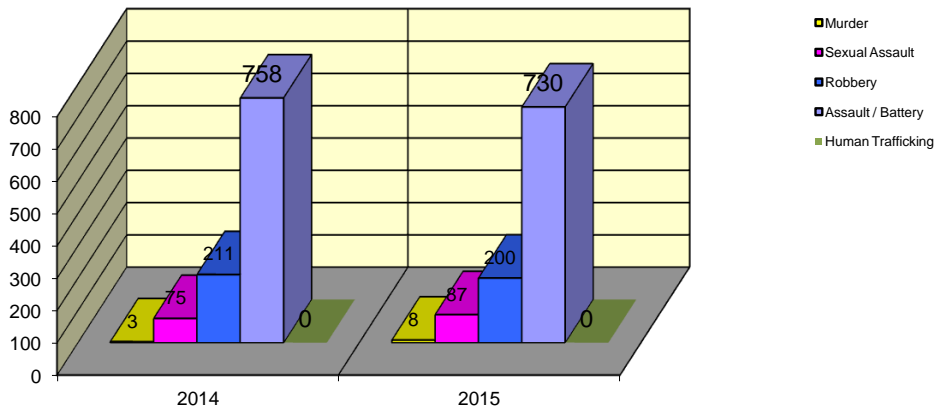
**CITY WIDE  
PART I INDEX CRIMES BY OFFENSE HEADING  
YEAR-TO-DATE COMPARISON  
JANUARY - OCTOBER**

UCR	OFFENSE HEADING	2014		2015	
	<b>MURDER</b>		<b>3</b>		<b>8</b>
0110	Homicide - First Degree	3		8	
0130	Homicide - Second Degree	0		0	
	<b>SEXUAL ASSAULT</b>		<b>75</b>		<b>87</b>
0260	Sexual Assault - Criminal	46		60	
0261	Sexual Assault - Aggravated	23		14	
0262	Sexual Assault - Forcible Sodomy	2		0	
0280	Pred Criminal Sexual Assault Of A Child	4		13	
0281	Sexual Assault - With an Object	0		0	
	<b>ROBBERY</b>		<b>211</b>		<b>200</b>
0310	Robbery - Armed	12		15	
0320	Robbery - Criminal	4		4	
0330	Robbery - Aggravated	2		8	
0310	Robbery to Person - Armed	105		88	
0320	Robbery to Person - Criminal	81		77	
0330	Robbery to Person - Aggravated	6		7	
0325	Vehicular Hijacking	0		0	
0326	Vehicular Hijacking - Aggravated	1		1	
	<b>AGG ASSAULT / AGG BATTERY</b>		<b>758</b>		<b>730</b>
0410	Attempted Murder	4		1	
0410	Battery - Aggravated	277		248	
0480	Battery - Heinous	0		0	
0485	Battery to Child - Aggravated	4		5	
0488	Aggravated Domestic Battery	233		209	
0490	Ritual Mutilation	0		0	
0495	Battery to Senior Citizen - Aggravated	0		0	
0510	Assault - Aggravated	240		267	
	<b>BURGLARY</b>		<b>942</b>		<b>860</b>
0610	Burglary - Commercial	90		82	
0610	Burglary - Non Residential	209		185	
0625	Burglary - Residential	609		570	
0650	Home Invasion	34		23	
	<b>THEFT (LARCENY)</b>		<b>3,644</b>		<b>3,289</b>
0710	Theft from Motor Vehicle	76		18	
0720	Theft - Parts/Access of Motor Vehicle	31		82	
0730	Burglary - Parts/Access of Motor Vehicle	7		10	
0760	Burglary from Motor Vehicle	494		589	
0770	Vehicular Invasion (W/Intent To Commit Theft)	3		3	
0810	Theft - Over \$500	469		410	
0820	Theft - \$500 and Under	1,015		887	
0860	Theft - Retail	1,530		1,275	
0865	Theft - Delivery Container	1		0	
0870	Theft - Pocket Picking	12		8	
0880	Theft - Purse Snatching	3		5	
0890	Theft - From Building	1		0	
0895	Theft - Coin Operated Machine or Device	2		2	
	<b>MOTOR VEHICLE THEFT</b>		<b>101</b>		<b>167</b>
0910	Theft of Motor Vehicle	101		167	
	<b>ARSON</b>		<b>49</b>		<b>46</b>
1010	Arson - Criminal	37		32	
1025	Arson - Aggravated	4		0	
1310	Criminal Damage (By Fire Or Explosives)	8		14	
	<b>HUMAN TRAFFICKING</b>		<b>0</b>		<b>0</b>
1050	Commercial Sex Acts	0		0	
1055	Involuntary Servitude	0		0	
	<b>GRAND TOTAL YEAR TO DATE</b>		<b>5,783</b>		<b>5,387</b>

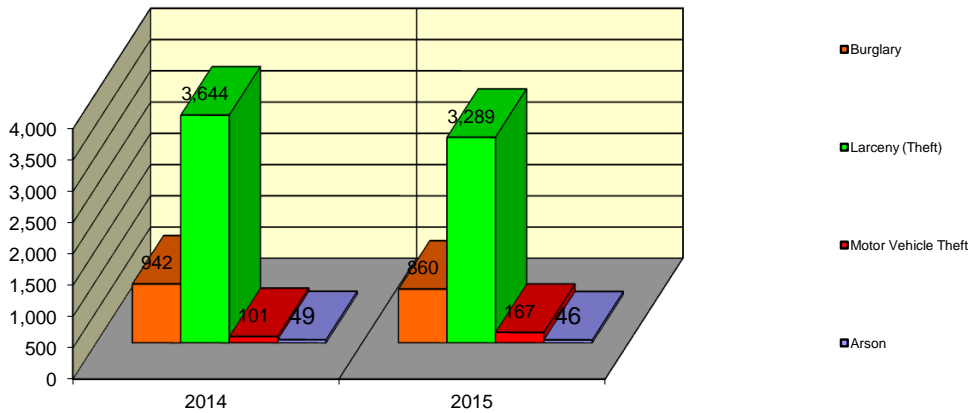
### Springfield Police Department Part I Index Crimes - City Wide - Jan-Oct Comparison



### Springfield Police Department Crimes Against Persons - City Wide - Jan-Oct Comparison



### Springfield Police Department Crimes Against Property - City Wide - Jan-Oct Comparison



**CITY WIDE  
PART I INDEX CRIMES BY OFFENSE HEADING  
YEAR-TO-DATE COMPARISON  
JANUARY - OCTOBER**

OFFENSE HEADING	2014	2015	CHANGE
Murder	3	8	5
Sexual Assault	75	87	12
Robbery	211	200	-11
Agg Assault / Agg Battery	758	730	-28
Burglary	942	860	-82
Theft (Larceny)	3644	3289	-355
Motor Vehicle Theft	101	167	66
Arson	49	46	-3
Human Trafficking	0	0	0
<b>GRAND TOTAL YTD</b>	<b>5,783</b>	<b>5,387</b>	<b>-7%</b>

A 7% decrease in offenses scored for all Part I Index Crimes City Wide during the months of January - October 2015.

A 2% decrease in offenses scored for all Crimes Against Persons City Wide during the months of January - October 2015.

An 8% decrease in offenses scored for all Crimes Against Property City Wide during the months of January - October 2015.

**CRIMES AGAINST PERSONS**

OFFENSE HEADING	2014	2015
Murder	3	8
Sexual Assault	75	87
Robbery	211	200
Agg Assault / Agg Battery	758	730
Human Trafficking	0	0
<b>TOTAL</b>	<b>1,047</b>	<b>1,025</b>
<b>TOTAL % CHANGE</b>		<b>-2%</b>

**CRIMES AGAINST PROPERTY**

OFFENSE HEADING	2014	2015
Burglary	942	860
Theft (Larceny)	3,644	3,289
Motor Vehicle Theft	101	167
Arson	49	46
<b>TOTAL</b>	<b>4,736</b>	<b>4,362</b>
<b>TOTAL % CHANGE</b>		<b>-8%</b>