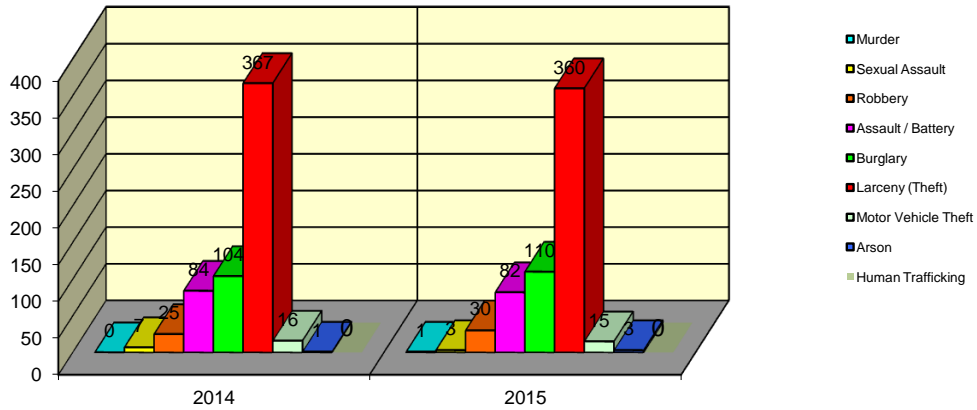


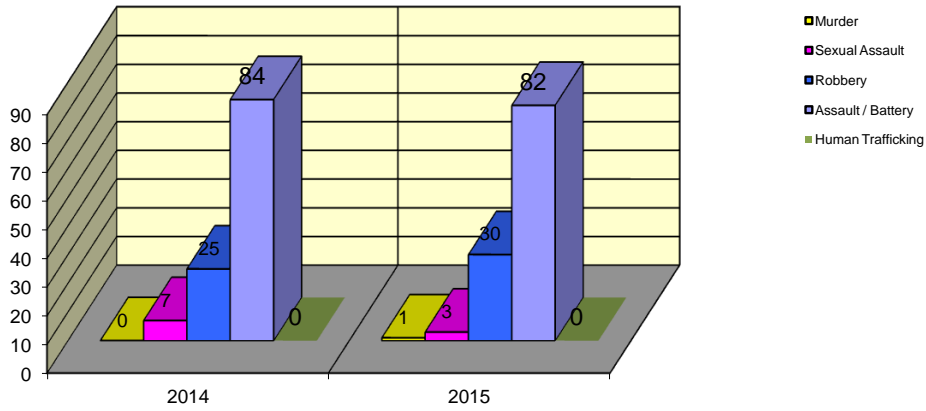
**CITY WIDE
PART I INDEX CRIMES BY OFFENSE HEADING
MONTHLY COMPARISON
OCTOBER**

| UCR | OFFENSE HEADING | 2014 | | 2015 | |
|------|---|------|------------|------|------------|
| | MURDER | | 0 | | 1 |
| 0110 | Homicide - First Degree | 0 | | 1 | |
| 0130 | Homicide - Second Degree | 0 | | 0 | |
| | SEXUAL ASSAULT | | 7 | | 3 |
| 0260 | Sexual Assault - Criminal | 5 | | 3 | |
| 0261 | Sexual Assault - Aggravated | 2 | | 0 | |
| 0262 | Sexual Assault - Forcible Sodomy | 0 | | 0 | |
| 0280 | Pred Criminal Sexual Assault Of A Child | 0 | | 0 | |
| 0281 | Sexual Assault - With an Object | 0 | | 0 | |
| | ROBBERY | | 25 | | 30 |
| 0310 | Robbery - Armed | 2 | | 3 | |
| 0320 | Robbery - Criminal | 0 | | 2 | |
| 0330 | Robbery - Aggravated | 0 | | 1 | |
| 0310 | Robbery to Person - Armed | 11 | | 10 | |
| 0320 | Robbery to Person - Criminal | 10 | | 13 | |
| 0330 | Robbery to Person - Aggravated | 2 | | 0 | |
| 0325 | Vehicular Hijacking | 0 | | 0 | |
| 0326 | Vehicular Hijacking - Aggravated | 0 | | 1 | |
| | AGG ASSAULT / AGG BATTERY | | 84 | | 82 |
| 0410 | Attempted Murder | 2 | | 0 | |
| 0410 | Battery - Aggravated | 40 | | 28 | |
| 0480 | Battery - Heinous | 0 | | 0 | |
| 0485 | Battery to Child - Aggravated | 0 | | 0 | |
| 0488 | Aggravated Domestic Battery | 19 | | 17 | |
| 0490 | Ritual Mutilation | 0 | | 0 | |
| 0495 | Battery to Senior Citizen - Aggravated | 0 | | 0 | |
| 0510 | Assault - Aggravated | 23 | | 37 | |
| | BURGLARY | | 104 | | 110 |
| 0610 | Burglary - Commercial | 15 | | 17 | |
| 0610 | Burglary - Non Residential | 23 | | 25 | |
| 0625 | Burglary - Residential | 64 | | 67 | |
| 0650 | Home Invasion | 2 | | 1 | |
| | THEFT (LARCENY) | | 367 | | 360 |
| 0710 | Theft from Motor Vehicle | 8 | | 2 | |
| 0720 | Theft - Parts/Access of Motor Vehicle | 7 | | 5 | |
| 0730 | Burglary - Parts/Access of Motor Vehicle | 0 | | 0 | |
| 0760 | Burglary from Motor Vehicle | 50 | | 68 | |
| 0770 | Vehicular Invasion (W/Intent To Commit Theft) | 0 | | 0 | |
| 0810 | Theft - Over \$500 | 35 | | 46 | |
| 0820 | Theft - \$500 and Under | 103 | | 105 | |
| 0860 | Theft - Retail | 161 | | 134 | |
| 0865 | Theft - Delivery Container | 0 | | 0 | |
| 0870 | Theft - Pocket Picking | 2 | | 0 | |
| 0880 | Theft - Purse Snatching | 1 | | 0 | |
| 0890 | Theft - From Building | 0 | | 0 | |
| 0895 | Theft - Coin Operated Machine or Device | 0 | | 0 | |
| | MOTOR VEHICLE THEFT | | 16 | | 15 |
| 0910 | Theft of Motor Vehicle | 16 | | 15 | |
| | ARSON | | 1 | | 3 |
| 1010 | Arson - Criminal | 1 | | 2 | |
| 1025 | Arson - Aggravated | 0 | | 0 | |
| 1310 | Criminal Damage (By Fire Or Explosives) | 0 | | 1 | |
| | HUMAN TRAFFICKING | | 0 | | 0 |
| 1050 | Commercial Sex Acts | 0 | | 0 | |
| 1055 | Involuntary Servitude | 0 | | 0 | |
| | GRAND TOTAL MONTH | | 604 | | 604 |

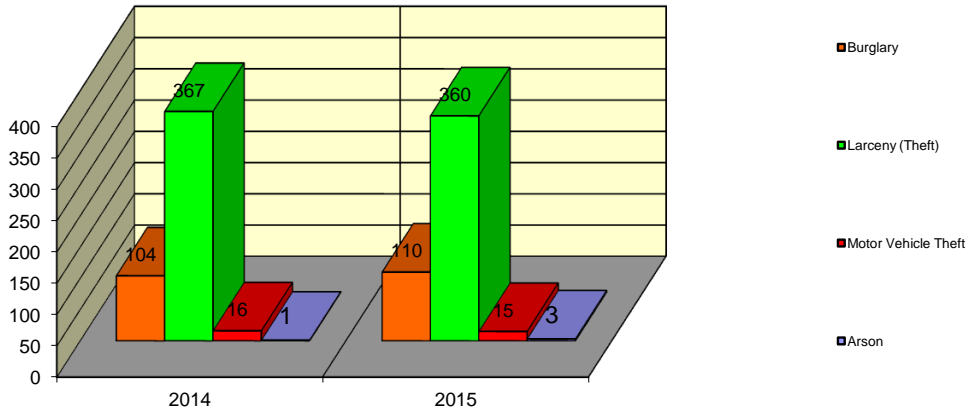
Springfield Police Department Part I Index Crimes - City Wide - October Comparison



Springfield Police Department Crimes Against Persons - City Wide - October Comparison



Springfield Police Department Crimes Against Property - City Wide - October Comparison



**CITY WIDE
PART I INDEX CRIMES BY OFFENSE HEADING
MONTHLY COMPARISON
OCTOBER**

| OFFENSE HEADING | 2014 | 2015 | CHANGE |
|---------------------------|------------|------------|-----------|
| Murder | 0 | 1 | 1 |
| Sexual Assault | 7 | 3 | -4 |
| Robbery | 25 | 30 | 5 |
| Agg Assault / Agg Battery | 84 | 82 | -2 |
| Burglary | 104 | 110 | 6 |
| Theft (Larceny) | 367 | 360 | -7 |
| Motor Vehicle Theft | 16 | 15 | -1 |
| Arson | 1 | 3 | 2 |
| Human Trafficking | 0 | 0 | 0 |
| GRAND TOTAL MONTH | 604 | 604 | 0% |

No change in offenses scored for all Part I Index Crimes City Wide during the month of October 2015.

No change in offenses scored for all Crimes Against Persons City Wide during the month of October 2015.

No change in offenses scored for all Crimes Against Property City Wide during the month of October 2015.

CRIMES AGAINST PERSONS

| OFFENSE HEADING | 2014 | 2015 |
|---------------------------|------------|------------|
| Murder | 0 | 1 |
| Sexual Assault | 7 | 3 |
| Robbery | 25 | 30 |
| Agg Assault / Agg Battery | 84 | 82 |
| Human Trafficking | 0 | 0 |
| | | |
| TOTAL | 116 | 116 |
| TOTAL % CHANGE | | 0% |

CRIMES AGAINST PROPERTY

| OFFENSE HEADING | 2014 | 2015 |
|-----------------------|------------|------------|
| Burglary | 104 | 110 |
| Theft (Larceny) | 367 | 360 |
| Motor Vehicle Theft | 16 | 15 |
| Arson | 1 | 3 |
| | | |
| TOTAL | 488 | 488 |
| TOTAL % CHANGE | | 0% |