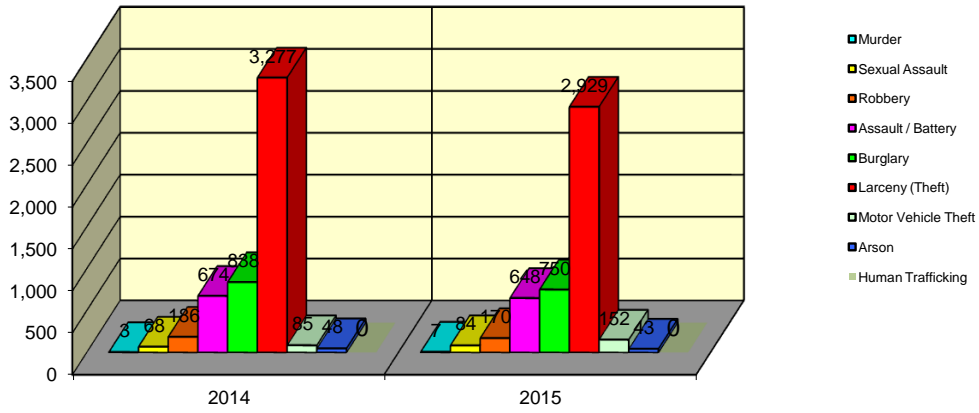


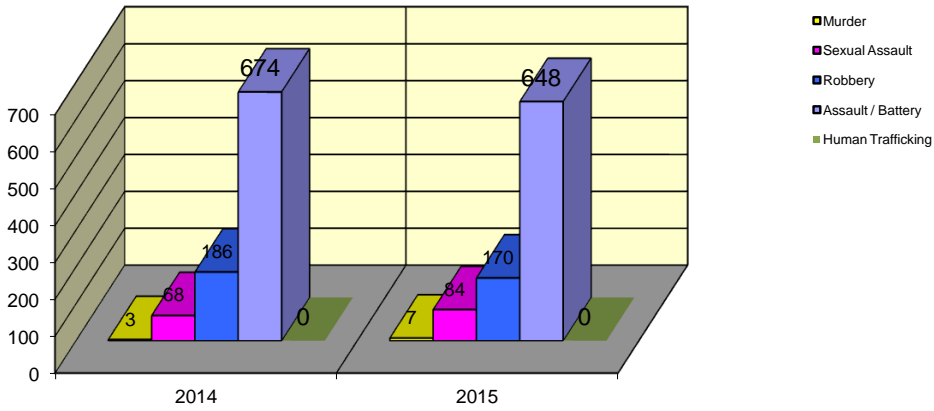
**CITY WIDE
PART I INDEX CRIMES BY OFFENSE HEADING
YEAR-TO-DATE COMPARISON
JANUARY - SEPTEMBER**

UCR	OFFENSE HEADING	2014		2015	
	MURDER		3		7
0110	Homicide - First Degree	3		7	
0130	Homicide - Second Degree	0		0	
	SEXUAL ASSAULT		68		84
0260	Sexual Assault - Criminal	41		57	
0261	Sexual Assault - Aggravated	21		14	
0262	Sexual Assault - Forcible Sodomy	2		0	
0280	Pred Criminal Sexual Assault Of A Child	4		13	
0281	Sexual Assault - With an Object	0		0	
	ROBBERY		186		170
0310	Robbery - Armed	10		12	
0320	Robbery - Criminal	4		2	
0330	Robbery - Aggravated	2		7	
0310	Robbery to Person - Armed	94		78	
0320	Robbery to Person - Criminal	71		64	
0330	Robbery to Person - Aggravated	4		7	
0325	Vehicular Hijacking	0		0	
0326	Vehicular Hijacking - Aggravated	1		0	
	AGG ASSAULT / AGG BATTERY		674		648
0410	Attempted Murder	2		1	
0410	Battery - Aggravated	237		220	
0480	Battery - Heinous	0		0	
0485	Battery to Child - Aggravated	4		5	
0488	Aggravated Domestic Battery	214		192	
0490	Ritual Mutilation	0		0	
0495	Battery to Senior Citizen - Aggravated	0		0	
0510	Assault - Aggravated	217		230	
	BURGLARY		838		750
0610	Burglary - Commercial	75		65	
0610	Burglary - Non Residential	186		160	
0625	Burglary - Residential	545		503	
0650	Home Invasion	32		22	
	THEFT (LARCENY)		3,277		2,929
0710	Theft from Motor Vehicle	68		16	
0720	Theft - Parts/Access of Motor Vehicle	24		77	
0730	Burglary - Parts/Access of Motor Vehicle	7		10	
0760	Burglary from Motor Vehicle	444		521	
0770	Vehicular Invasion (W/Intent To Commit Theft)	3		3	
0810	Theft - Over \$500	434		364	
0820	Theft - \$500 and Under	912		782	
0860	Theft - Retail	1,369		1,141	
0865	Theft - Delivery Container	1		0	
0870	Theft - Pocket Picking	10		8	
0880	Theft - Purse Snatching	2		5	
0890	Theft - From Building	1		0	
0895	Theft - Coin Operated Machine or Device	2		2	
	MOTOR VEHICLE THEFT		85		152
0910	Theft of Motor Vehicle	85		152	
	ARSON		48		43
1010	Arson - Criminal	36		30	
1025	Arson - Aggravated	4		0	
1310	Criminal Damage (By Fire Or Explosives)	8		13	
	HUMAN TRAFFICKING		0		0
1050	Commercial Sex Acts	0		0	
1055	Involuntary Servitude	0		0	
	GRAND TOTAL YEAR TO DATE		5,179		4,783

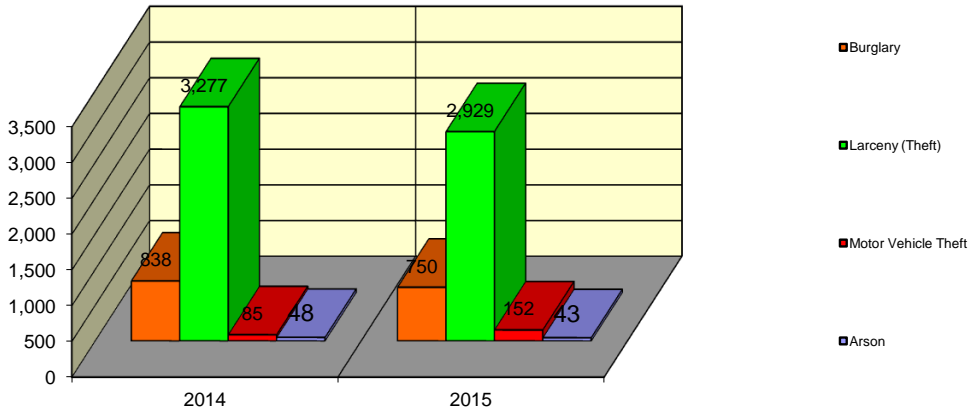
Springfield Police Department Part I Index Crimes - City Wide - Jan-Sep Comparison



Springfield Police Department Crimes Against Persons - City Wide - Jan-Sep Comparison



Springfield Police Department Crimes Against Property - City Wide - Jan-Sep Comparison



**CITY WIDE
PART I INDEX CRIMES BY OFFENSE HEADING
YEAR-TO-DATE COMPARISON
JANUARY - SEPTEMBER**

OFFENSE HEADING	2014	2015	CHANGE
Murder	3	7	4
Sexual Assault	68	84	16
Robbery	186	170	-16
Agg Assault / Agg Battery	674	648	-26
Burglary	838	750	-88
Theft (Larceny)	3277	2929	-348
Motor Vehicle Theft	85	152	67
Arson	48	43	-5
Human Trafficking	0	0	0
GRAND TOTAL YTD	5,179	4,783	-8%

An 8% decrease in offenses scored for all Part I Index Crimes City Wide during the months of January - September 2015.

A 2% decrease in offenses scored for all Crimes Against Persons City Wide during the months of January - September 2015.

A 9% decrease in offenses scored for all Crimes Against Property City Wide during the months of January - September 2015.

CRIMES AGAINST PERSONS

OFFENSE HEADING	2014	2015
Murder	3	7
Sexual Assault	68	84
Robbery	186	170
Agg Assault / Agg Battery	674	648
Human Trafficking	0	0
TOTAL	931	909
TOTAL % CHANGE		-2%

CRIMES AGAINST PROPERTY

OFFENSE HEADING	2014	2015
Burglary	838	750
Theft (Larceny)	3,277	2,929
Motor Vehicle Theft	85	152
Arson	48	43
TOTAL	4,248	3,874
TOTAL % CHANGE		-9%