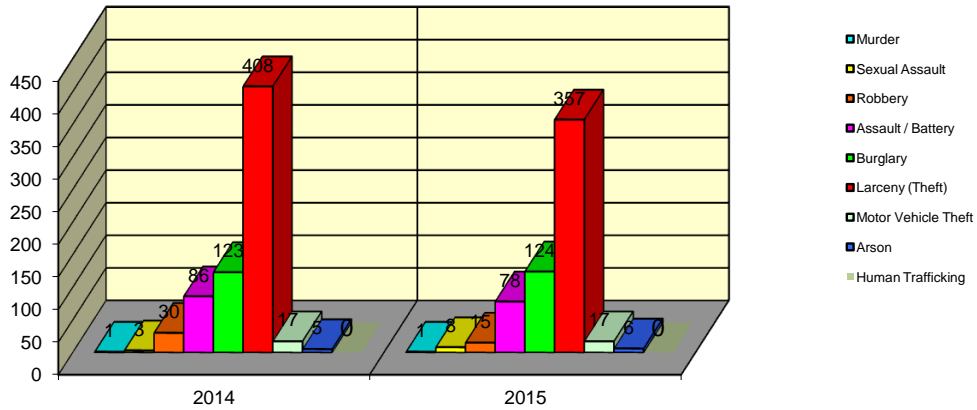


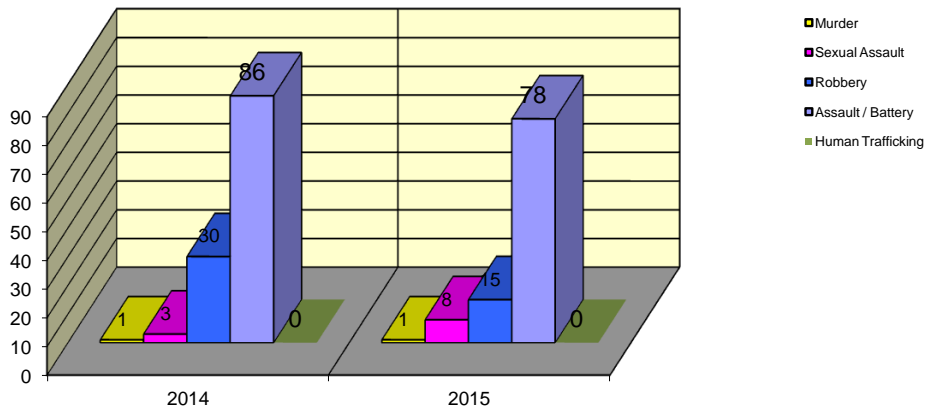
**CITY WIDE
PART I INDEX CRIMES BY OFFENSE HEADING
MONTHLY COMPARISON
SEPTEMBER**

UCR	OFFENSE HEADING	2014		2015	
	MURDER		1		1
0110	Homicide - First Degree	1		1	
0130	Homicide - Second Degree	0		0	
	SEXUAL ASSAULT		3		8
0260	Sexual Assault - Criminal	3		6	
0261	Sexual Assault - Aggravated	0		1	
0262	Sexual Assault - Forcible Sodomy	0		0	
0280	Pred Criminal Sexual Assault Of A Child	0		1	
0281	Sexual Assault - With an Object	0		0	
	ROBBERY		30		15
0310	Robbery - Armed	0		1	
0320	Robbery - Criminal	1		0	
0330	Robbery - Aggravated	0		2	
0310	Robbery to Person - Armed	14		3	
0320	Robbery to Person - Criminal	13		9	
0330	Robbery to Person - Aggravated	1		0	
0325	Vehicular Hijacking	0		0	
0326	Vehicular Hijacking - Aggravated	1		0	
	AGG ASSAULT / AGG BATTERY		86		78
0410	Attempted Murder	2		0	
0410	Battery - Aggravated	30		26	
0480	Battery - Heinous	0		0	
0485	Battery to Child - Aggravated	0		1	
0488	Aggravated Domestic Battery	30		17	
0490	Ritual Mutilation	0		0	
0495	Battery to Senior Citizen - Aggravated	0		0	
0510	Assault - Aggravated	24		34	
	BURGLARY		123		124
0610	Burglary - Commercial	16		11	
0610	Burglary - Non Residential	23		26	
0625	Burglary - Residential	80		85	
0650	Home Invasion	4		2	
	THEFT (LARCENY)		408		357
0710	Theft from Motor Vehicle	7		2	
0720	Theft - Parts/Access of Motor Vehicle	3		6	
0730	Burglary - Parts/Access of Motor Vehicle	0		1	
0760	Burglary from Motor Vehicle	60		71	
0770	Vehicular Invasion (W/Intent To Commit Theft)	0		2	
0810	Theft - Over \$500	48		45	
0820	Theft - \$500 and Under	113		97	
0860	Theft - Retail	172		130	
0865	Theft - Delivery Container	0		0	
0870	Theft - Pocket Picking	3		3	
0880	Theft - Purse Snatching	2		0	
0890	Theft - From Building	0		0	
0895	Theft - Coin Operated Machine or Device	0		0	
	MOTOR VEHICLE THEFT		17		17
0910	Theft of Motor Vehicle	17		17	
	ARSON		5		6
1010	Arson - Criminal	4		6	
1025	Arson - Aggravated	0		0	
1310	Criminal Damage (By Fire Or Explosives)	1		0	
	HUMAN TRAFFICKING		0		0
1050	Commercial Sex Acts	0		0	
1055	Involuntary Servitude	0		0	
	GRAND TOTAL MONTH		673		606

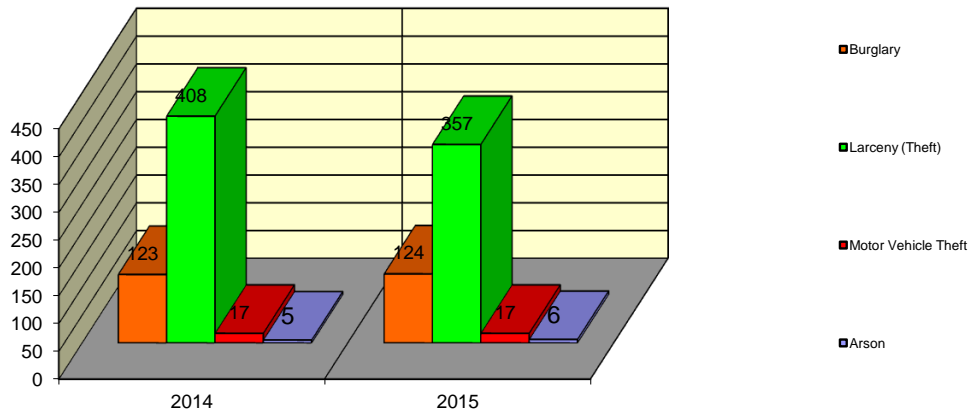
Springfield Police Department Part I Index Crimes - City Wide - September Comparison



Springfield Police Department Crimes Against Persons - City Wide - September Comparison



Springfield Police Department Crimes Against Property - City Wide - September Comparison



**CITY WIDE
PART I INDEX CRIMES BY OFFENSE HEADING
MONTHLY COMPARISON
SEPTEMBER**

OFFENSE HEADING	2014	2015	CHANGE
Murder	1	1	0
Sexual Assault	3	8	5
Robbery	30	15	-15
Agg Assault / Agg Battery	86	78	-8
Burglary	123	124	1
Theft (Larceny)	408	357	-51
Motor Vehicle Theft	17	17	0
Arson	5	6	1
Human Trafficking	0	0	0
GRAND TOTAL MONTH	673	606	-10%

A 10% decrease in offenses scored for all Part I Index Crimes City Wide during the month of September 2015.

A 15% decrease in offenses scored for all Crimes Against Persons City Wide during the month of September 2015.

A 9% decrease in offenses scored for all Crimes Against Property City Wide during the month of September 2015.

CRIMES AGAINST PERSONS

OFFENSE HEADING	2014	2015
Murder	1	1
Sexual Assault	3	8
Robbery	30	15
Agg Assault / Agg Battery	86	78
Human Trafficking	0	0
TOTAL	120	102
TOTAL % CHANGE		-15%

CRIMES AGAINST PROPERTY

OFFENSE HEADING	2014	2015
Burglary	123	124
Theft (Larceny)	408	357
Motor Vehicle Theft	17	17
Arson	5	6
TOTAL	553	504
TOTAL % CHANGE		-9%