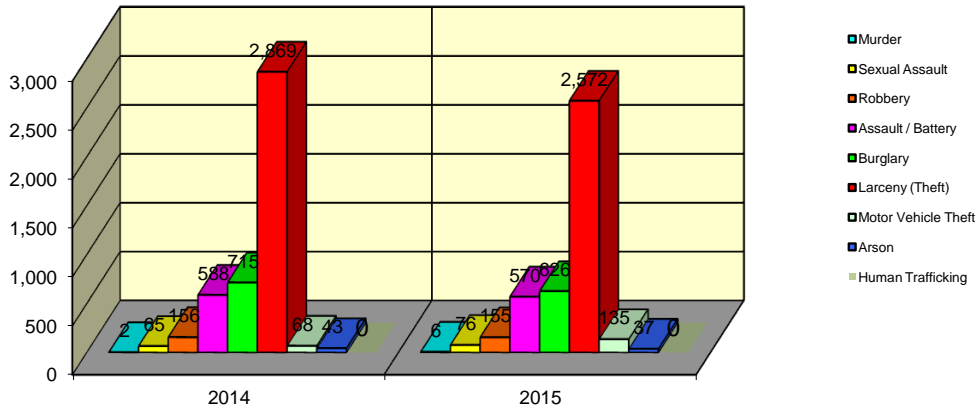


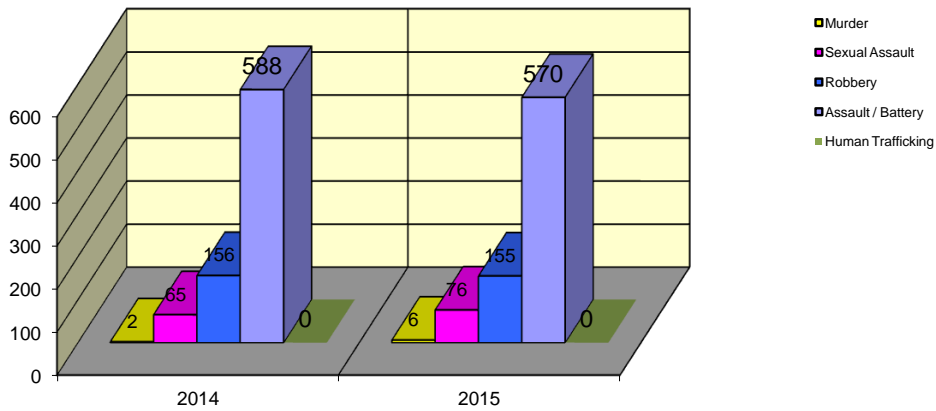
**CITY WIDE  
PART I INDEX CRIMES BY OFFENSE HEADING  
YEAR-TO-DATE COMPARISON  
JANUARY - AUGUST**

| UCR  | OFFENSE HEADING                               | 2014  |              | 2015  |              |
|------|---|-------|--------------|-------|--------------|
|      | <b>MURDER</b>                                 |       | <b>2</b>     |       | <b>6</b>     |
| 0110 | Homicide - First Degree                       | 2     |              | 6     |              |
| 0130 | Homicide - Second Degree                      | 0     |              | 0     |              |
|      | <b>SEXUAL ASSAULT</b>                         |       | <b>65</b>    |       | <b>76</b>    |
| 0260 | Sexual Assault - Criminal                     | 38    |              | 51    |              |
| 0261 | Sexual Assault - Aggravated                   | 21    |              | 13    |              |
| 0262 | Sexual Assault - Forcible Sodomy              | 2     |              | 0     |              |
| 0280 | Pred Criminal Sexual Assault Of A Child       | 4     |              | 12    |              |
| 0281 | Sexual Assault - With an Object               | 0     |              | 0     |              |
|      | <b>ROBBERY</b>                                |       | <b>156</b>   |       | <b>155</b>   |
| 0310 | Robbery - Armed                               | 10    |              | 11    |              |
| 0320 | Robbery - Criminal                            | 3     |              | 2     |              |
| 0330 | Robbery - Aggravated                          | 2     |              | 5     |              |
| 0310 | Robbery to Person - Armed                     | 80    |              | 75    |              |
| 0320 | Robbery to Person - Criminal                  | 58    |              | 55    |              |
| 0330 | Robbery to Person - Aggravated                | 3     |              | 7     |              |
| 0325 | Vehicular Hijacking                           | 0     |              | 0     |              |
| 0326 | Vehicular Hijacking - Aggravated              | 0     |              | 0     |              |
|      | <b>AGG ASSAULT / AGG BATTERY</b>              |       | <b>588</b>   |       | <b>570</b>   |
| 0410 | Attempted Murder                              | 0     |              | 1     |              |
| 0410 | Battery - Aggravated                          | 207   |              | 194   |              |
| 0480 | Battery - Heinous                             | 0     |              | 0     |              |
| 0485 | Battery to Child - Aggravated                 | 4     |              | 4     |              |
| 0488 | Aggravated Domestic Battery                   | 184   |              | 175   |              |
| 0490 | Ritual Mutilation                             | 0     |              | 0     |              |
| 0495 | Battery to Senior Citizen - Aggravated        | 0     |              | 0     |              |
| 0510 | Assault - Aggravated                          | 193   |              | 196   |              |
|      | <b>BURGLARY</b>                               |       | <b>715</b>   |       | <b>626</b>   |
| 0610 | Burglary - Commercial                         | 59    |              | 54    |              |
| 0610 | Burglary - Non Residential                    | 163   |              | 134   |              |
| 0625 | Burglary - Residential                        | 465   |              | 418   |              |
| 0650 | Home Invasion                                 | 28    |              | 20    |              |
|      | <b>THEFT (LARCENY)</b>                        |       | <b>2,869</b> |       | <b>2,572</b> |
| 0710 | Theft from Motor Vehicle                      | 61    |              | 14    |              |
| 0720 | Theft - Parts/Access of Motor Vehicle         | 21    |              | 71    |              |
| 0730 | Burglary - Parts/Access of Motor Vehicle      | 7     |              | 9     |              |
| 0760 | Burglary from Motor Vehicle                   | 384   |              | 450   |              |
| 0770 | Vehicular Invasion (W/Intent To Commit Theft) | 3     |              | 1     |              |
| 0810 | Theft - Over \$500                            | 386   |              | 319   |              |
| 0820 | Theft - \$500 and Under                       | 799   |              | 685   |              |
| 0860 | Theft - Retail                                | 1,197 |              | 1,011 |              |
| 0865 | Theft - Delivery Container                    | 1     |              | 0     |              |
| 0870 | Theft - Pocket Picking                        | 7     |              | 5     |              |
| 0880 | Theft - Purse Snatching                       | 0     |              | 5     |              |
| 0890 | Theft - From Building                         | 1     |              | 0     |              |
| 0895 | Theft - Coin Operated Machine or Device       | 2     |              | 2     |              |
|      | <b>MOTOR VEHICLE THEFT</b>                    |       | <b>68</b>    |       | <b>135</b>   |
| 0910 | Theft of Motor Vehicle                        | 68    |              | 135   |              |
|      | <b>ARSON</b>                                  |       | <b>43</b>    |       | <b>37</b>    |
| 1010 | Arson - Criminal                              | 32    |              | 24    |              |
| 1025 | Arson - Aggravated                            | 4     |              | 0     |              |
| 1310 | Criminal Damage (By Fire Or Explosives)       | 7     |              | 13    |              |
|      | <b>HUMAN TRAFFICKING</b>                      |       | <b>0</b>     |       | <b>0</b>     |
| 1050 | Commercial Sex Acts                           | 0     |              | 0     |              |
| 1055 | Involuntary Servitude                         | 0     |              | 0     |              |
|      | <b>GRAND TOTAL YEAR TO DATE</b>               |       | <b>4,506</b> |       | <b>4,177</b> |

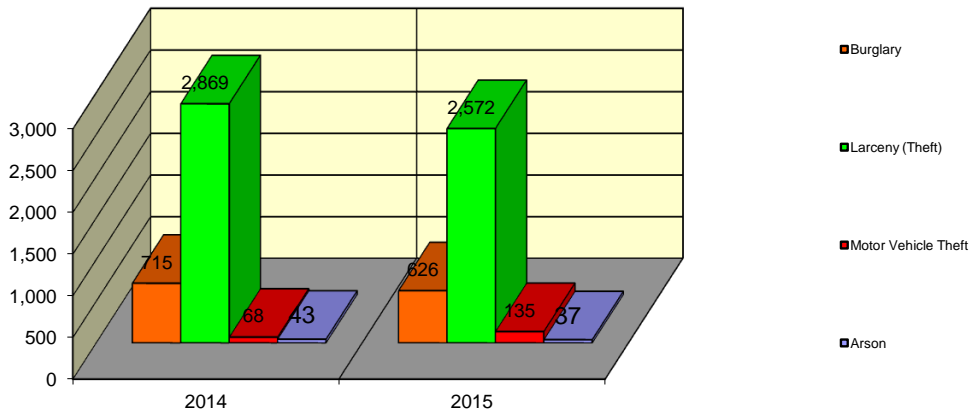
### Springfield Police Department Part I Index Crimes - City Wide - Jan-Aug Comparison



### Springfield Police Department Crimes Against Persons - City Wide - Jan-Aug Comparison



### Springfield Police Department Crimes Against Property - City Wide - Jan-Aug Comparison



**CITY WIDE  
PART I INDEX CRIMES BY OFFENSE HEADING  
YEAR-TO-DATE COMPARISON  
JANUARY - AUGUST**

| OFFENSE HEADING           | 2014         | 2015         | CHANGE     |
|---------------------------|--------------|--------------|------------|
| Murder                    | 2            | 6            | 4          |
| Sexual Assault            | 65           | 76           | 11         |
| Robbery                   | 156          | 155          | -1         |
| Agg Assault / Agg Battery | 588          | 570          | -18        |
| Burglary                  | 715          | 626          | -89        |
| Theft (Larceny)           | 2869         | 2572         | -297       |
| Motor Vehicle Theft       | 68           | 135          | 67         |
| Arson                     | 43           | 37           | -6         |
| Human Trafficking         | 0            | 0            | 0          |
| <b>GRAND TOTAL YTD</b>    | <b>4,506</b> | <b>4,177</b> | <b>-7%</b> |

A 7% decrease in offenses scored for all Part I Index Crimes City Wide during the months of January - August 2015.

No change in offenses scored for all Crimes Against Persons City Wide during the months of January - August 2015.

A 9% decrease in offenses scored for all Crimes Against Property City Wide during the months of January - August 2015.

**CRIMES AGAINST PERSONS**

| OFFENSE HEADING           | 2014       | 2015       |
|---------------------------|------------|------------|
| Murder                    | 2          | 6          |
| Sexual Assault            | 65         | 76         |
| Robbery                   | 156        | 155        |
| Agg Assault / Agg Battery | 588        | 570        |
| Human Trafficking         | 0          | 0          |
|                           |            |            |
| <b>TOTAL</b>              | <b>811</b> | <b>807</b> |
| <b>TOTAL % CHANGE</b>     |            | <b>0%</b>  |

**CRIMES AGAINST PROPERTY**

| OFFENSE HEADING       | 2014         | 2015         |
|-----------------------|--------------|--------------|
| Burglary              | 715          | 626          |
| Theft (Larceny)       | 2,869        | 2,572        |
| Motor Vehicle Theft   | 68           | 135          |
| Arson                 | 43           | 37           |
|                       |              |              |
| <b>TOTAL</b>          | <b>3,695</b> | <b>3,370</b> |
| <b>TOTAL % CHANGE</b> |              | <b>-9%</b>   |