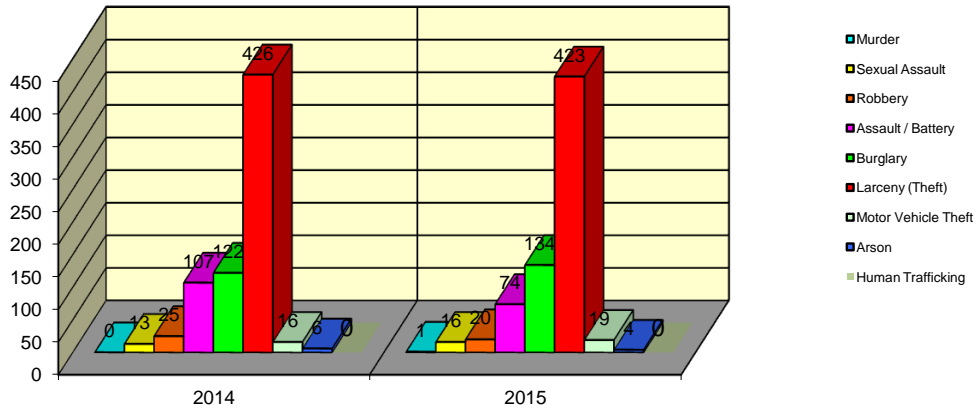


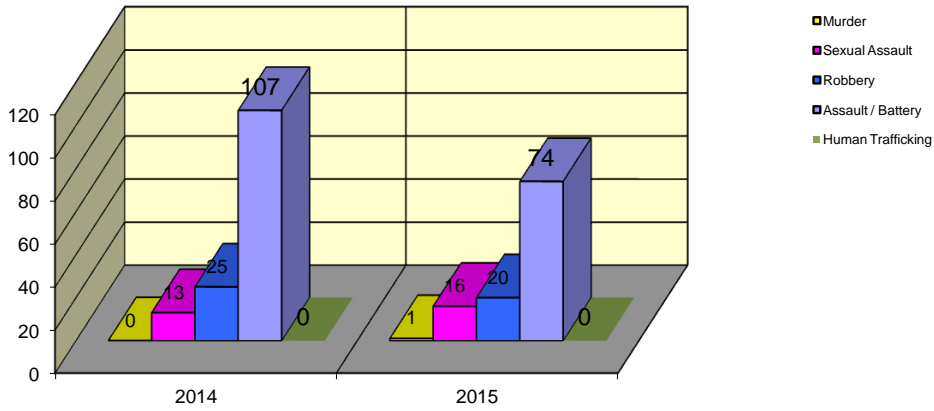
**CITY WIDE
PART I INDEX CRIMES BY OFFENSE HEADING
MONTHLY COMPARISON
AUGUST**

UCR	OFFENSE HEADING	2014		2015	
	MURDER		0		1
0110	Homicide - First Degree	0		1	
0130	Homicide - Second Degree	0		0	
	SEXUAL ASSAULT		13		16
0260	Sexual Assault - Criminal	7		10	
0261	Sexual Assault - Aggravated	6		3	
0262	Sexual Assault - Forcible Sodomy	0		0	
0280	Pred Criminal Sexual Assault Of A Child	0		3	
0281	Sexual Assault - With an Object	0		0	
	ROBBERY		25		20
0310	Robbery - Armed	3		1	
0320	Robbery - Criminal	1		0	
0330	Robbery - Aggravated	1		2	
0310	Robbery to Person - Armed	15		4	
0320	Robbery to Person - Criminal	5		11	
0330	Robbery to Person - Aggravated	0		2	
0325	Vehicular Hijacking	0		0	
0326	Vehicular Hijacking - Aggravated	0		0	
	AGG ASSAULT / AGG BATTERY		107		74
0410	Attempted Murder	0		0	
0410	Battery - Aggravated	39		21	
0480	Battery - Heinous	0		0	
0485	Battery to Child - Aggravated	0		0	
0488	Aggravated Domestic Battery	29		21	
0490	Ritual Mutilation	0		0	
0495	Battery to Senior Citizen - Aggravated	0		0	
0510	Assault - Aggravated	39		32	
	BURGLARY		122		134
0610	Burglary - Commercial	16		10	
0610	Burglary - Non Residential	26		26	
0625	Burglary - Residential	76		95	
0650	Home Invasion	4		3	
	THEFT (LARCENY)		426		423
0710	Theft from Motor Vehicle	7		1	
0720	Theft - Parts/Access of Motor Vehicle	4		8	
0730	Burglary - Parts/Access of Motor Vehicle	1		3	
0760	Burglary from Motor Vehicle	67		75	
0770	Vehicular Invasion (W/Intent To Commit Theft)	0		0	
0810	Theft - Over \$500	57		56	
0820	Theft - \$500 and Under	106		116	
0860	Theft - Retail	181		163	
0865	Theft - Delivery Container	0		0	
0870	Theft - Pocket Picking	2		0	
0880	Theft - Purse Snatching	0		1	
0890	Theft - From Building	0		0	
0895	Theft - Coin Operated Machine or Device	1		0	
	MOTOR VEHICLE THEFT		16		19
0910	Theft of Motor Vehicle	16		19	
	ARSON		6		4
1010	Arson - Criminal	6		2	
1025	Arson - Aggravated	0		0	
1310	Criminal Damage (By Fire Or Explosives)	0		2	
	HUMAN TRAFFICKING		0		0
1050	Commercial Sex Acts	0		0	
1055	Involuntary Servitude	0		0	
	GRAND TOTAL MONTH		715		691

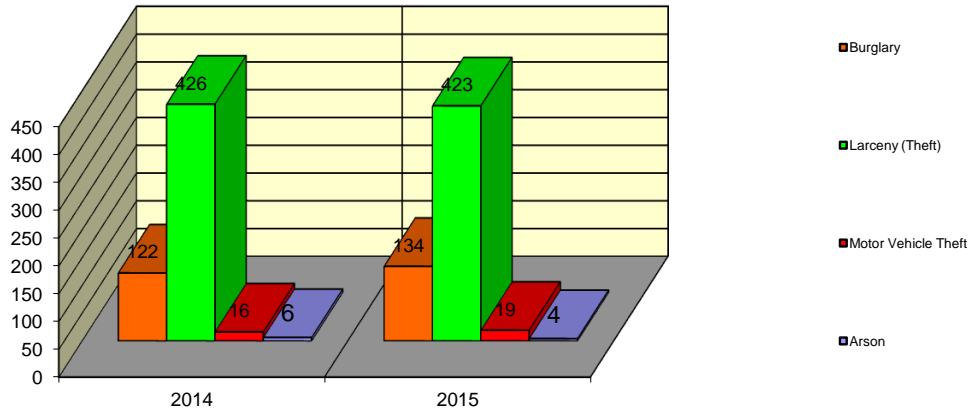
Springfield Police Department Part I Index Crimes - City Wide - August Comparison



Springfield Police Department Crimes Against Persons - City Wide - August Comparison



Springfield Police Department Crimes Against Property - City Wide - August Comparison



**CITY WIDE
PART I INDEX CRIMES BY OFFENSE HEADING
MONTHLY COMPARISON
AUGUST**

OFFENSE HEADING	2014	2015	CHANGE
Murder	0	1	1
Sexual Assault	13	16	3
Robbery	25	20	-5
Agg Assault / Agg Battery	107	74	-33
Burglary	122	134	12
Theft (Larceny)	426	423	-3
Motor Vehicle Theft	16	19	3
Arson	6	4	-2
Human Trafficking	0	0	0
GRAND TOTAL MONTH	715	691	-3%

A 3% decrease in offenses scored for all Part I Index Crimes City Wide during the month of August 2015.

A 23% decrease in offenses scored for all Crimes Against Persons City Wide during the month of August 2015.

A 2% increase in offenses scored for all Crimes Against Property City Wide during the month of August 2015.

CRIMES AGAINST PERSONS

OFFENSE HEADING	2014	2015
Murder	0	1
Sexual Assault	13	16
Robbery	25	20
Agg Assault / Agg Battery	107	74
Human Trafficking	0	0
TOTAL	145	111
TOTAL % CHANGE		-23%

CRIMES AGAINST PROPERTY

OFFENSE HEADING	2014	2015
Burglary	122	134
Theft (Larceny)	426	423
Motor Vehicle Theft	16	19
Arson	6	4
TOTAL	570	580
TOTAL % CHANGE		2%