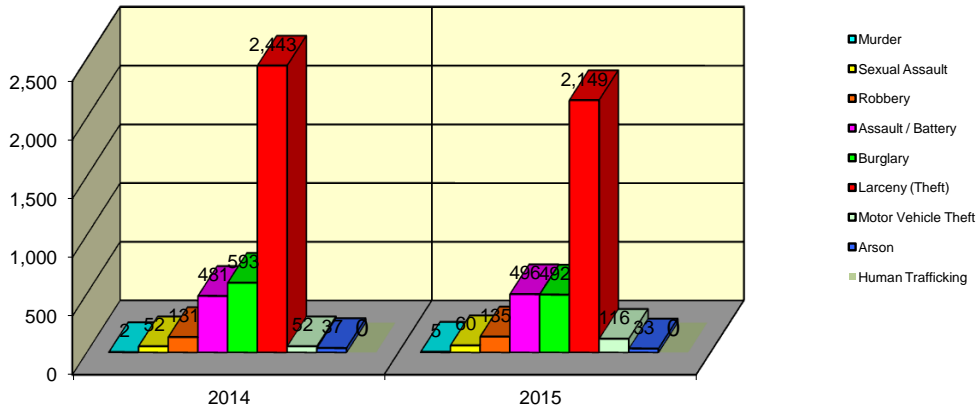


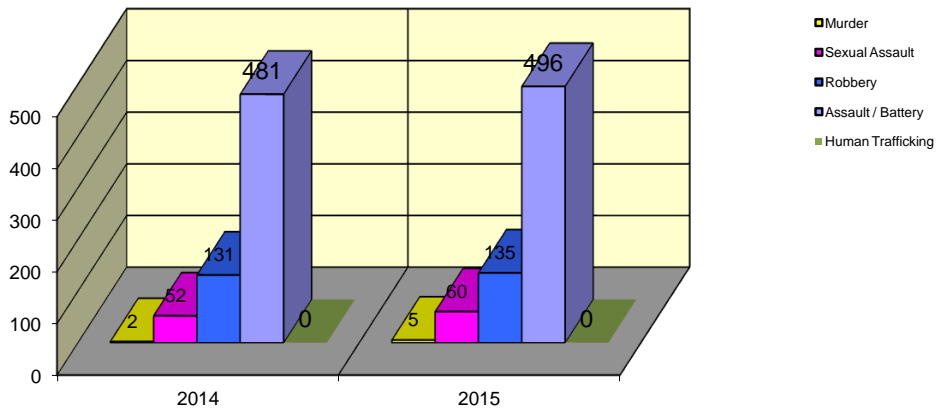
**CITY WIDE
PART I INDEX CRIMES BY OFFENSE HEADING
YEAR-TO-DATE COMPARISON
JANUARY - JULY**

UCR	OFFENSE HEADING	2014		2015	
	MURDER		2		5
0110	Homicide - First Degree	2		5	
0130	Homicide - Second Degree	0		0	
	SEXUAL ASSAULT		52		60
0260	Sexual Assault - Criminal	31		41	
0261	Sexual Assault - Aggravated	15		10	
0262	Sexual Assault - Forcible Sodomy	2		0	
0280	Pred Criminal Sexual Assault Of A Child	4		9	
0281	Sexual Assault - With an Object	0		0	
	ROBBERY		131		135
0310	Robbery - Armed	7		10	
0320	Robbery - Criminal	2		2	
0330	Robbery - Aggravated	1		3	
0310	Robbery to Person - Armed	65		71	
0320	Robbery to Person - Criminal	53		44	
0330	Robbery to Person - Aggravated	3		5	
0325	Vehicular Hijacking	0		0	
0326	Vehicular Hijacking - Aggravated	0		0	
	AGG ASSAULT / AGG BATTERY		481		496
0410	Attempted Murder	0		1	
0410	Battery - Aggravated	168		173	
0480	Battery - Heinous	0		0	
0485	Battery to Child - Aggravated	4		4	
0488	Aggravated Domestic Battery	155		154	
0490	Ritual Mutilation	0		0	
0495	Battery to Senior Citizen - Aggravated	0		0	
0510	Assault - Aggravated	154		164	
	BURGLARY		593		492
0610	Burglary - Commercial	43		44	
0610	Burglary - Non Residential	137		108	
0625	Burglary - Residential	389		323	
0650	Home Invasion	24		17	
	THEFT (LARCENY)		2,443		2,149
0710	Theft from Motor Vehicle	54		13	
0720	Theft - Parts/Access of Motor Vehicle	17		63	
0730	Burglary - Parts/Access of Motor Vehicle	6		6	
0760	Burglary from Motor Vehicle	317		375	
0770	Vehicular Invasion (W/Intent To Commit Theft)	3		1	
0810	Theft - Over \$500	329		263	
0820	Theft - \$500 and Under	693		569	
0860	Theft - Retail	1,016		848	
0865	Theft - Delivery Container	1		0	
0870	Theft - Pocket Picking	5		5	
0880	Theft - Purse Snatching	0		4	
0890	Theft - From Building	1		0	
0895	Theft - Coin Operated Machine or Device	1		2	
	MOTOR VEHICLE THEFT		52		116
0910	Theft of Motor Vehicle	52		116	
	ARSON		37		33
1010	Arson - Criminal	26		22	
1025	Arson - Aggravated	4		0	
1310	Criminal Damage (By Fire Or Explosives)	7		11	
	HUMAN TRAFFICKING		0		0
1050	Commercial Sex Acts	0		0	
1055	Involuntary Servitude	0		0	
	GRAND TOTAL YEAR TO DATE		3,791		3,486

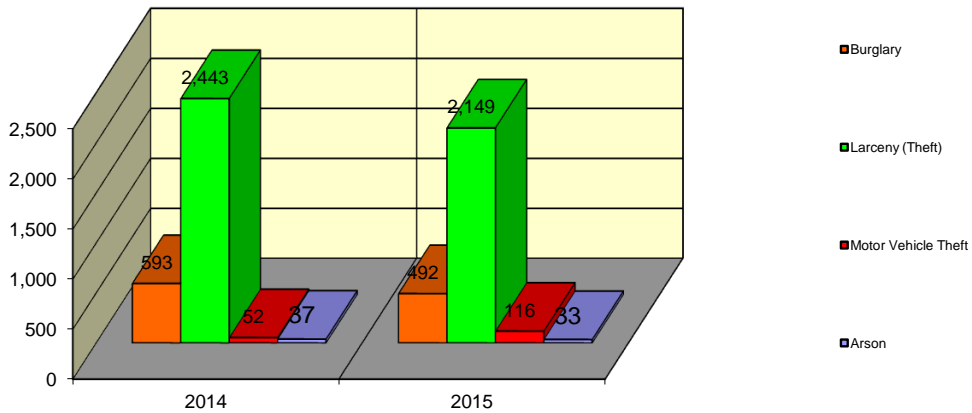
Springfield Police Department Part I Index Crimes - City Wide - Jan-Jul Comparison



Springfield Police Department Crimes Against Persons - City Wide - Jan-Jul Comparison



Springfield Police Department Crimes Against Property - City Wide - Jan-Jul Comparison



**CITY WIDE
PART I INDEX CRIMES BY OFFENSE HEADING
YEAR-TO-DATE COMPARISON
JANUARY - JULY**

OFFENSE HEADING	2014	2015	CHANGE
Murder	2	5	3
Sexual Assault	52	60	8
Robbery	131	135	4
Agg Assault / Agg Battery	481	496	15
Burglary	593	492	-101
Theft (Larceny)	2443	2149	-294
Motor Vehicle Theft	52	116	64
Arson	37	33	-4
Human Trafficking	0	0	0
GRAND TOTAL YTD	3,791	3,486	-8%

An 8% decrease in offenses scored for all Part I Index Crimes City Wide during the months of January - July 2015.

A 5% increase in offenses scored for all Crimes Against Persons City Wide during the months of January - July 2015.

An 11% decrease in offenses scored for all Crimes Against Property City Wide during the months of January - July 2015.

CRIMES AGAINST PERSONS

OFFENSE HEADING	2014	2015
Murder	2	5
Sexual Assault	52	60
Robbery	131	135
Agg Assault / Agg Battery	481	496
Human Trafficking	0	0
TOTAL	666	696
TOTAL % CHANGE		5%

CRIMES AGAINST PROPERTY

OFFENSE HEADING	2014	2015
Burglary	593	492
Theft (Larceny)	2,443	2,149
Motor Vehicle Theft	52	116
Arson	37	33
TOTAL	3,125	2,790
TOTAL % CHANGE		-11%