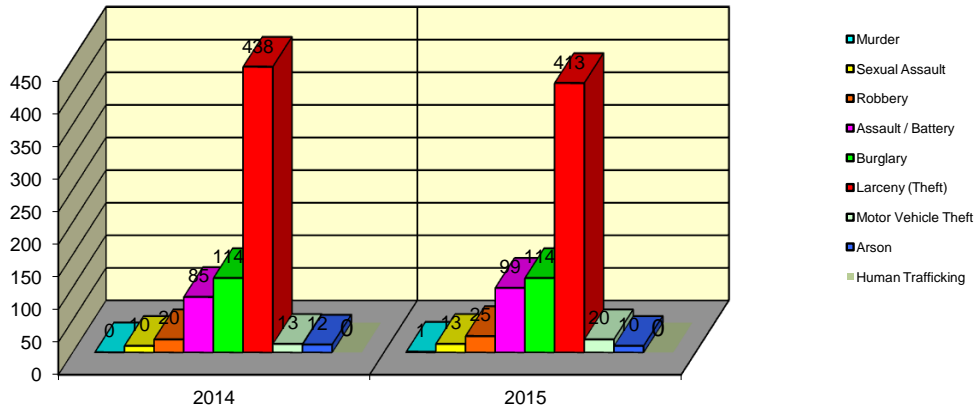


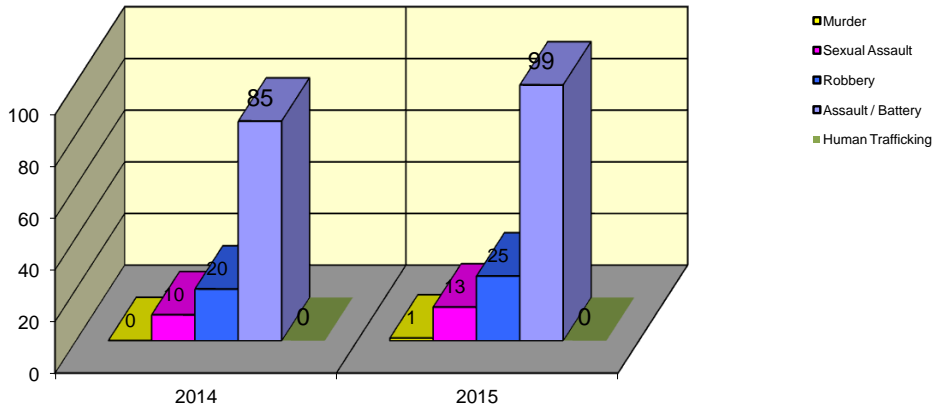
**CITY WIDE
PART I INDEX CRIMES BY OFFENSE HEADING
MONTHLY COMPARISON
JULY**

UCR	OFFENSE HEADING	2014		2015	
	MURDER		0		1
0110	Homicide - First Degree	0		1	
0130	Homicide - Second Degree	0		0	
	SEXUAL ASSAULT		10		13
0260	Sexual Assault - Criminal	7		9	
0261	Sexual Assault - Aggravated	2		0	
0262	Sexual Assault - Forcible Sodomy	1		0	
0280	Pred Criminal Sexual Assault Of A Child	0		4	
0281	Sexual Assault - With an Object	0		0	
	ROBBERY		20		25
0310	Robbery - Armed	0		5	
0320	Robbery - Criminal	0		1	
0330	Robbery - Aggravated	0		0	
0310	Robbery to Person - Armed	12		16	
0320	Robbery to Person - Criminal	8		3	
0330	Robbery to Person - Aggravated	0		0	
0325	Vehicular Hijacking	0		0	
0326	Vehicular Hijacking - Aggravated	0		0	
	AGG ASSAULT / AGG BATTERY		85		99
0410	Attempted Murder	0		0	
0410	Battery - Aggravated	33		32	
0480	Battery - Heinous	0		0	
0485	Battery to Child - Aggravated	1		0	
0488	Aggravated Domestic Battery	25		31	
0490	Ritual Mutilation	0		0	
0495	Battery to Senior Citizen - Aggravated	0		0	
0510	Assault - Aggravated	26		36	
	BURGLARY		114		114
0610	Burglary - Commercial	7		15	
0610	Burglary - Non Residential	36		25	
0625	Burglary - Residential	67		69	
0650	Home Invasion	4		5	
	THEFT (LARCENY)		438		413
0710	Theft from Motor Vehicle	6		4	
0720	Theft - Parts/Access of Motor Vehicle	3		15	
0730	Burglary - Parts/Access of Motor Vehicle	1		0	
0760	Burglary from Motor Vehicle	58		102	
0770	Vehicular Invasion (W/Intent To Commit Theft)	0		0	
0810	Theft - Over \$500	66		44	
0820	Theft - \$500 and Under	130		115	
0860	Theft - Retail	173		131	
0865	Theft - Delivery Container	0		0	
0870	Theft - Pocket Picking	1		0	
0880	Theft - Purse Snatching	0		1	
0890	Theft - From Building	0		0	
0895	Theft - Coin Operated Machine or Device	0		1	
	MOTOR VEHICLE THEFT		13		20
0910	Theft of Motor Vehicle	13		20	
	ARSON		12		10
1010	Arson - Criminal	8		7	
1025	Arson - Aggravated	0		0	
1310	Criminal Damage (By Fire Or Explosives)	4		3	
	HUMAN TRAFFICKING		0		0
1050	Commercial Sex Acts	0		0	
1055	Involuntary Servitude	0		0	
	GRAND TOTAL MONTH		692		695

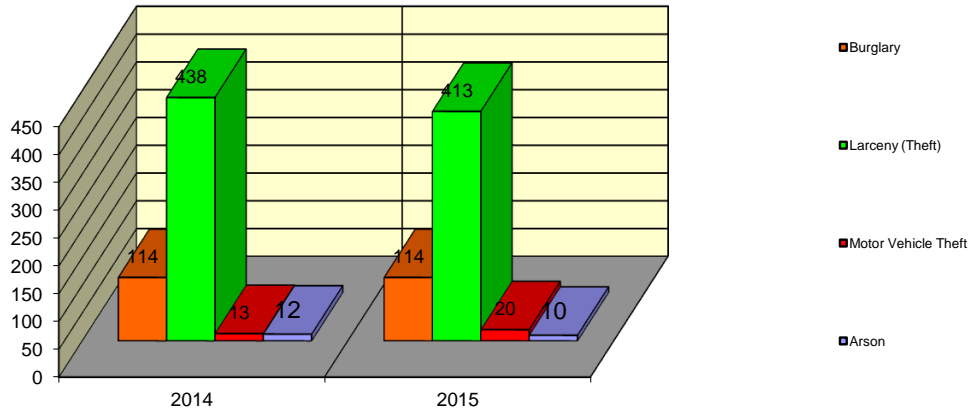
Springfield Police Department Part I Index Crimes - City Wide - July Comparison



Springfield Police Department Crimes Against Persons - City Wide - July Comparison



Springfield Police Department Crimes Against Property - City Wide - July Comparison



**CITY WIDE
PART I INDEX CRIMES BY OFFENSE HEADING
MONTHLY COMPARISON
JULY**

OFFENSE HEADING	2014	2015	CHANGE
Murder	0	1	1
Sexual Assault	10	13	3
Robbery	20	25	5
Agg Assault / Agg Battery	85	99	14
Burglary	114	114	0
Theft (Larceny)	438	413	-25
Motor Vehicle Theft	13	20	7
Arson	12	10	-2
Human Trafficking	0	0	0
GRAND TOTAL MONTH	692	695	0%

No change in offenses scored for all Part I Index Crimes City Wide during the month of July 2015.

A 20% increase in offenses scored for all Crimes Against Persons City Wide during the month of July 2015.

A 3% decrease in offenses scored for all Crimes Against Property City Wide during the month of July 2015.

CRIMES AGAINST PERSONS

OFFENSE HEADING	2014	2015
Murder	0	1
Sexual Assault	10	13
Robbery	20	25
Agg Assault / Agg Battery	85	99
Human Trafficking	0	0
TOTAL	115	138
TOTAL % CHANGE		20%

CRIMES AGAINST PROPERTY

OFFENSE HEADING	2014	2015
Burglary	114	114
Theft (Larceny)	438	413
Motor Vehicle Theft	13	20
Arson	12	10
TOTAL	577	557
TOTAL % CHANGE		-3%