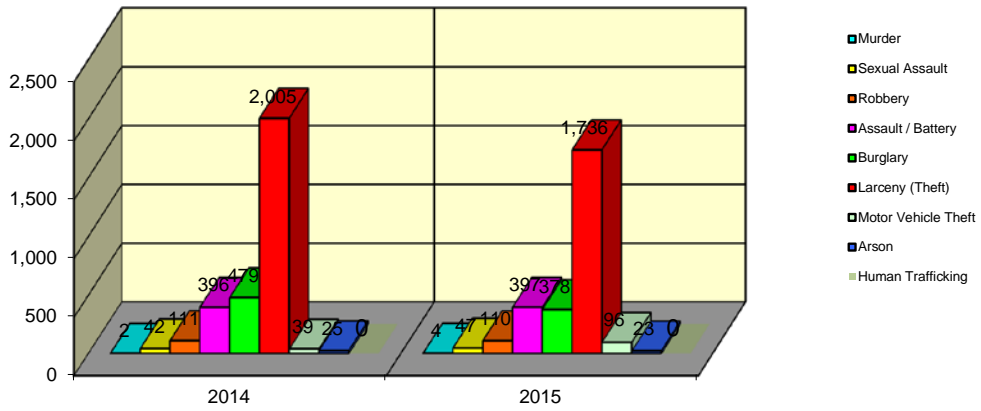


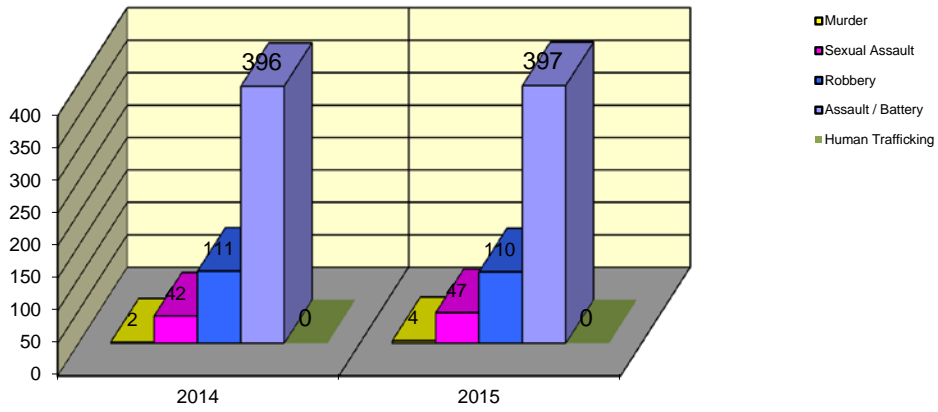
**CITY WIDE
PART I INDEX CRIMES BY OFFENSE HEADING
YEAR-TO-DATE COMPARISON
JANUARY - JUNE**

UCR	OFFENSE HEADING	2014		2015	
	MURDER		2		4
0110	Homicide - First Degree	2		4	
0130	Homicide - Second Degree	0		0	
	SEXUAL ASSAULT		42		47
0260	Sexual Assault - Criminal	24		32	
0261	Sexual Assault - Aggravated	13		10	
0262	Sexual Assault - Forcible Sodomy	1		0	
0280	Pred Criminal Sexual Assault Of A Child	4		5	
0281	Sexual Assault - With an Object	0		0	
	ROBBERY		111		110
0310	Robbery - Armed	7		5	
0320	Robbery - Criminal	2		1	
0330	Robbery - Aggravated	1		3	
0310	Robbery to Person - Armed	53		55	
0320	Robbery to Person - Criminal	45		41	
0330	Robbery to Person - Aggravated	3		5	
0325	Vehicular Hijacking	0		0	
0326	Vehicular Hijacking - Aggravated	0		0	
	AGG ASSAULT / AGG BATTERY		396		397
0410	Attempted Murder	0		1	
0410	Battery - Aggravated	135		141	
0480	Battery - Heinous	0		0	
0485	Battery to Child - Aggravated	3		4	
0488	Aggravated Domestic Battery	130		123	
0490	Ritual Mutilation	0		0	
0495	Battery to Senior Citizen - Aggravated	0		0	
0510	Assault - Aggravated	128		128	
	BURGLARY		479		378
0610	Burglary - Commercial	36		29	
0610	Burglary - Non Residential	101		83	
0625	Burglary - Residential	322		254	
0650	Home Invasion	20		12	
	THEFT (LARCENY)		2,005		1,736
0710	Theft from Motor Vehicle	48		9	
0720	Theft - Parts/Access of Motor Vehicle	14		48	
0730	Burglary - Parts/Access of Motor Vehicle	5		6	
0760	Burglary from Motor Vehicle	259		273	
0770	Vehicular Invasion (W/Intent To Commit Theft)	3		1	
0810	Theft - Over \$500	263		219	
0820	Theft - \$500 and Under	563		454	
0860	Theft - Retail	843		717	
0865	Theft - Delivery Container	1		0	
0870	Theft - Pocket Picking	4		5	
0880	Theft - Purse Snatching	0		3	
0890	Theft - From Building	1		0	
0895	Theft - Coin Operated Machine or Device	1		1	
	MOTOR VEHICLE THEFT		39		96
0910	Theft of Motor Vehicle	39		96	
	ARSON		25		23
1010	Arson - Criminal	18		15	
1025	Arson - Aggravated	4		0	
1310	Criminal Damage (By Fire Or Explosives)	3		8	
	HUMAN TRAFFICKING		0		0
1050	Commercial Sex Acts	0		0	
1055	Involuntary Servitude	0		0	
	GRAND TOTAL YEAR TO DATE		3,099		2,791

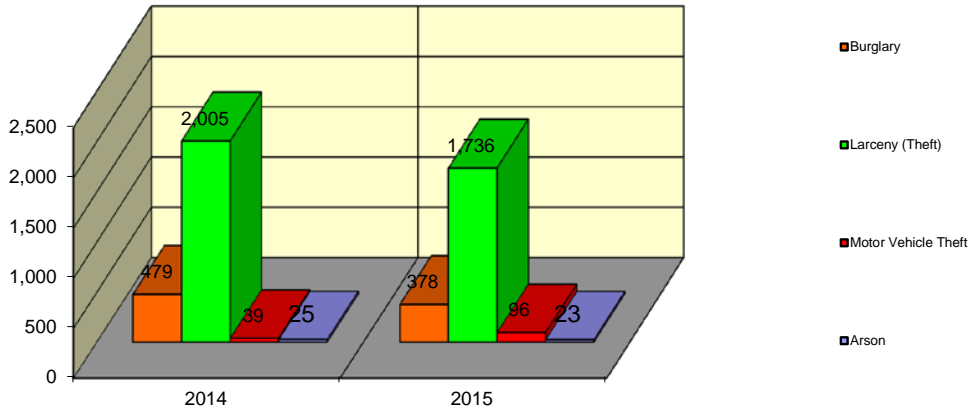
Springfield Police Department Part I Index Crimes - City Wide - Jan-Jun Comparison



Springfield Police Department Crimes Against Persons - City Wide - Jan-Jun Comparison



Springfield Police Department Crimes Against Property - City Wide - Jan-Jun Comparison



**CITY WIDE
PART I INDEX CRIMES BY OFFENSE HEADING
YEAR-TO-DATE COMPARISON
JANUARY - JUNE**

OFFENSE HEADING	2014	2015	CHANGE
Murder	2	4	2
Sexual Assault	42	47	5
Robbery	111	110	-1
Agg Assault / Agg Battery	396	397	1
Burglary	479	378	-101
Theft (Larceny)	2005	1736	-269
Motor Vehicle Theft	39	96	57
Arson	25	23	-2
Human Trafficking	0	0	0
GRAND TOTAL YTD	3,099	2,791	-10%

A 10% decrease in offenses scored for all Part I Index Crimes City Wide during the months of January - June 2015.

A 1% increase in offenses scored for all Crimes Against Persons City Wide during the months of January - June 2015.

A 12% decrease in offenses scored for all Crimes Against Property City Wide during the months of January - June 2015.

CRIMES AGAINST PERSONS

OFFENSE HEADING	2014	2015
Murder	2	4
Sexual Assault	42	47
Robbery	111	110
Agg Assault / Agg Battery	396	397
Human Trafficking	0	0
TOTAL	551	558
TOTAL % CHANGE		1%

CRIMES AGAINST PROPERTY

OFFENSE HEADING	2014	2015
Burglary	479	378
Theft (Larceny)	2,005	1,736
Motor Vehicle Theft	39	96
Arson	25	23
TOTAL	2,548	2,233
TOTAL % CHANGE		-12%