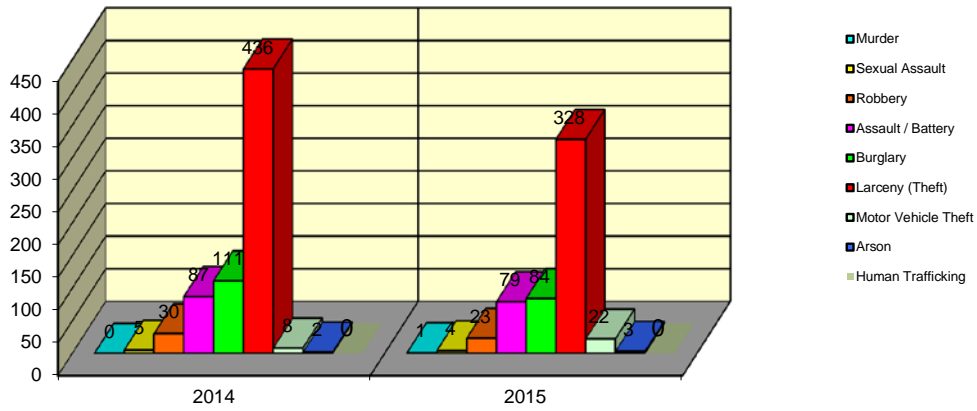


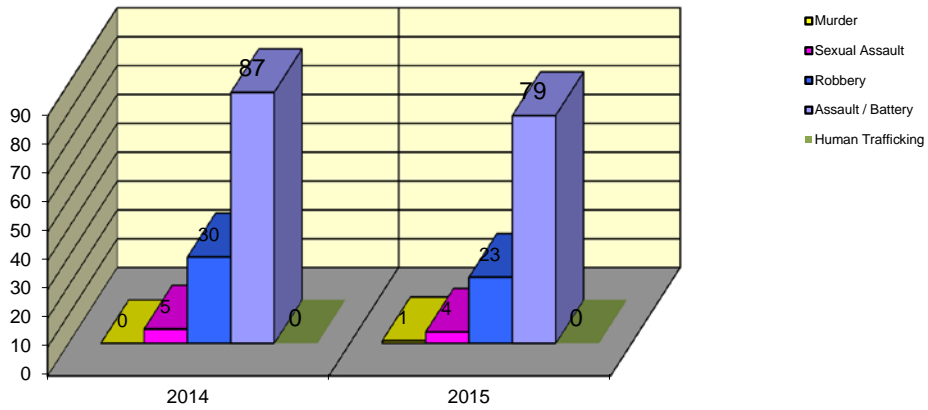
**CITY WIDE
PART I INDEX CRIMES BY OFFENSE HEADING
MONTHLY COMPARISON
JUNE**

UCR	OFFENSE HEADING	2014		2015	
	MURDER		0		1
0110	Homicide - First Degree	0		1	
0130	Homicide - Second Degree	0		0	
	SEXUAL ASSAULT		5		4
0260	Sexual Assault - Criminal	2		3	
0261	Sexual Assault - Aggravated	2		0	
0262	Sexual Assault - Forcible Sodomy	1		0	
0280	Pred Criminal Sexual Assault Of A Child	0		1	
0281	Sexual Assault - With an Object	0		0	
	ROBBERY		30		23
0310	Robbery - Armed	4		1	
0320	Robbery - Criminal	0		0	
0330	Robbery - Aggravated	0		0	
0310	Robbery to Person - Armed	12		16	
0320	Robbery to Person - Criminal	14		5	
0330	Robbery to Person - Aggravated	0		1	
0325	Vehicular Hijacking	0		0	
0326	Vehicular Hijacking - Aggravated	0		0	
	AGG ASSAULT / AGG BATTERY		87		79
0410	Attempted Murder	0		1	
0410	Battery - Aggravated	31		27	
0480	Battery - Heinous	0		0	
0485	Battery to Child - Aggravated	0		1	
0488	Aggravated Domestic Battery	28		24	
0490	Ritual Mutilation	0		0	
0495	Battery to Senior Citizen - Aggravated	0		0	
0510	Assault - Aggravated	28		26	
	BURGLARY		111		84
0610	Burglary - Commercial	6		4	
0610	Burglary - Non Residential	31		23	
0625	Burglary - Residential	67		54	
0650	Home Invasion	7		3	
	THEFT (LARCENY)		436		328
0710	Theft from Motor Vehicle	11		1	
0720	Theft - Parts/Access of Motor Vehicle	2		10	
0730	Burglary - Parts/Access of Motor Vehicle	0		3	
0760	Burglary from Motor Vehicle	72		66	
0770	Vehicular Invasion (W/Intent To Commit Theft)	1		0	
0810	Theft - Over \$500	59		47	
0820	Theft - \$500 and Under	124		103	
0860	Theft - Retail	163		98	
0865	Theft - Delivery Container	0		0	
0870	Theft - Pocket Picking	3		0	
0880	Theft - Purse Snatching	0		0	
0890	Theft - From Building	1		0	
0895	Theft - Coin Operated Machine or Device	0		0	
	MOTOR VEHICLE THEFT		8		22
0910	Theft of Motor Vehicle	8		22	
	ARSON		2		3
1010	Arson - Criminal	1		1	
1025	Arson - Aggravated	1		0	
1310	Criminal Damage (By Fire Or Explosives)	0		2	
	HUMAN TRAFFICKING		0		0
1050	Commercial Sex Acts	0		0	
1055	Involuntary Servitude	0		0	
	GRAND TOTAL MONTH		679		544

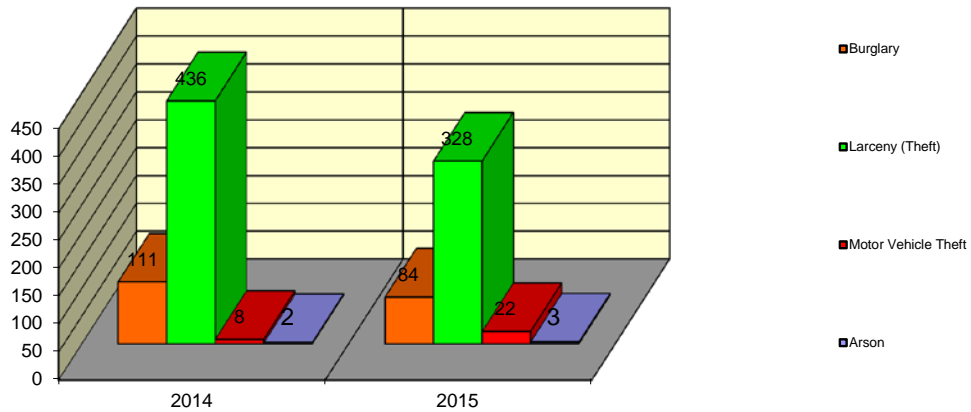
Springfield Police Department Part I Index Crimes - City Wide - June Comparison



Springfield Police Department Crimes Against Persons - City Wide - June Comparison



Springfield Police Department Crimes Against Property - City Wide - June Comparison



**CITY WIDE
PART I INDEX CRIMES BY OFFENSE HEADING
MONTHLY COMPARISON
JUNE**

OFFENSE HEADING	2014	2015	CHANGE
Murder	0	1	1
Sexual Assault	5	4	-1
Robbery	30	23	-7
Agg Assault / Agg Battery	87	79	-8
Burglary	111	84	-27
Theft (Larceny)	436	328	-108
Motor Vehicle Theft	8	22	14
Arson	2	3	1
Human Trafficking	0	0	0
GRAND TOTAL MONTH	679	544	-20%

A 20% decrease in offenses scored for all Part I Index Crimes City Wide during the month of June 2015.

A 12% decrease in offenses scored for all Crimes Against Persons City Wide during the month of June 2015.

A 22% decrease in offenses scored for all Crimes Against Property City Wide during the month of June 2015.

CRIMES AGAINST PERSONS

OFFENSE HEADING	2014	2015
Murder	0	1
Sexual Assault	5	4
Robbery	30	23
Agg Assault / Agg Battery	87	79
Human Trafficking	0	0
TOTAL	122	107
TOTAL % CHANGE		-12%

CRIMES AGAINST PROPERTY

OFFENSE HEADING	2014	2015
Burglary	111	84
Theft (Larceny)	436	328
Motor Vehicle Theft	8	22
Arson	2	3
TOTAL	557	437
TOTAL % CHANGE		-22%