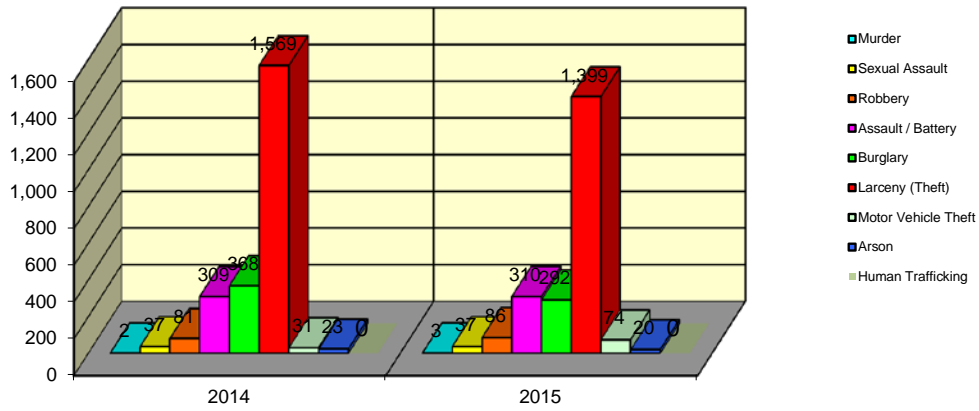


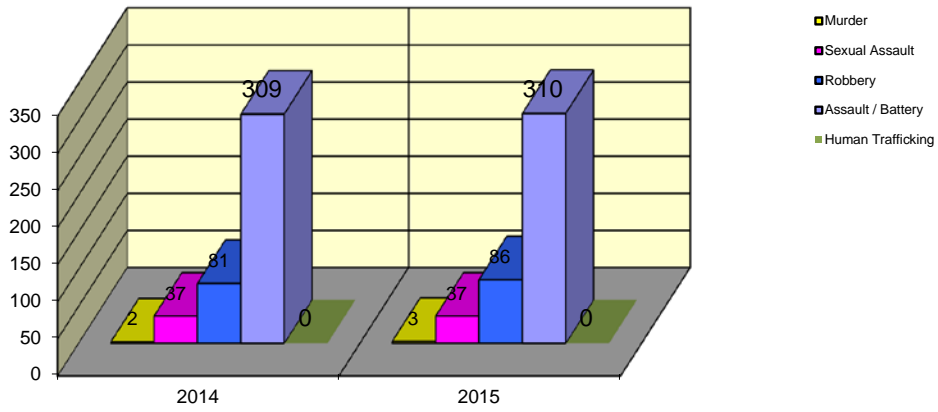
**CITY WIDE
PART I INDEX CRIMES BY OFFENSE HEADING
YEAR-TO-DATE COMPARISON
JANUARY - MAY**

UCR	OFFENSE HEADING	2014		2015	
	MURDER		2		3
0110	Homicide - First Degree	2		3	
0130	Homicide - Second Degree	0		0	
	SEXUAL ASSAULT		37		37
0260	Sexual Assault - Criminal	22		25	
0261	Sexual Assault - Aggravated	11		10	
0262	Sexual Assault - Forcible Sodomy	0		0	
0280	Pred Criminal Sexual Assault Of A Child	4		2	
0281	Sexual Assault - With an Object	0		0	
	ROBBERY		81		86
0310	Robbery - Armed	3		4	
0320	Robbery - Criminal	2		1	
0330	Robbery - Aggravated	1		3	
0310	Robbery to Person - Armed	41		38	
0320	Robbery to Person - Criminal	31		36	
0330	Robbery to Person - Aggravated	3		4	
0325	Vehicular Hijacking	0		0	
0326	Vehicular Hijacking - Aggravated	0		0	
	AGG ASSAULT / AGG BATTERY		309		310
0410	Attempted Murder	0		0	
0410	Battery - Aggravated	104		114	
0480	Battery - Heinous	0		0	
0485	Battery to Child - Aggravated	3		3	
0488	Aggravated Domestic Battery	102		95	
0490	Ritual Mutilation	0		0	
0495	Battery to Senior Citizen - Aggravated	0		0	
0510	Assault - Aggravated	100		98	
	BURGLARY		368		292
0610	Burglary - Commercial	30		25	
0610	Burglary - Non Residential	70		58	
0625	Burglary - Residential	255		200	
0650	Home Invasion	13		9	
	THEFT (LARCENY)		1,569		1,399
0710	Theft from Motor Vehicle	37		7	
0720	Theft - Parts/Access of Motor Vehicle	12		38	
0730	Burglary - Parts/Access of Motor Vehicle	5		3	
0760	Burglary from Motor Vehicle	187		205	
0770	Vehicular Invasion (W/Intent To Commit Theft)	2		1	
0810	Theft - Over \$500	204		166	
0820	Theft - \$500 and Under	439		347	
0860	Theft - Retail	680		623	
0865	Theft - Delivery Container	1		0	
0870	Theft - Pocket Picking	1		5	
0880	Theft - Purse Snatching	0		3	
0890	Theft - From Building	0		0	
0895	Theft - Coin Operated Machine or Device	1		1	
	MOTOR VEHICLE THEFT		31		74
0910	Theft of Motor Vehicle	31		74	
	ARSON		23		20
1010	Arson - Criminal	17		13	
1025	Arson - Aggravated	3		0	
1310	Criminal Damage (By Fire Or Explosives)	3		7	
	HUMAN TRAFFICKING		0		0
1050	Commercial Sex Acts	0		0	
1055	Involuntary Servitude	0		0	
	GRAND TOTAL YEAR TO DATE		2,420		2,221

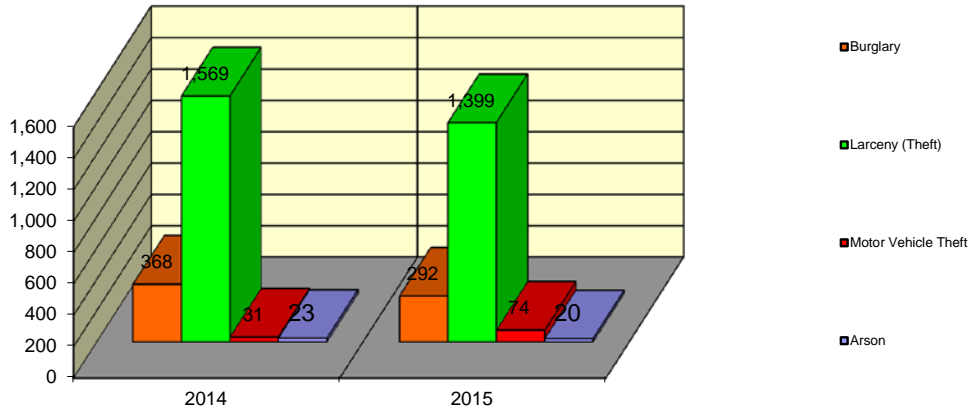
Springfield Police Department Part I Index Crimes - City Wide - Jan-May Comparison



Springfield Police Department Crimes Against Persons - City Wide - Jan-May Comparison



Springfield Police Department Crimes Against Property - City Wide - Jan-May Comparison



**CITY WIDE
PART I INDEX CRIMES BY OFFENSE HEADING
YEAR-TO-DATE COMPARISON
JANUARY - MAY**

OFFENSE HEADING	2014	2015	CHANGE
Murder	2	3	1
Sexual Assault	37	37	0
Robbery	81	86	5
Agg Assault / Agg Battery	309	310	1
Burglary	368	292	-76
Theft (Larceny)	1569	1399	-170
Motor Vehicle Theft	31	74	43
Arson	23	20	-3
Human Trafficking	0	0	0
GRAND TOTAL YTD	2,420	2,221	-8%

An 8% decrease in offenses scored for all Part I Index Crimes City Wide during the months of January - May 2015.

A 2% decrease in offenses scored for all Crimes Against Persons City Wide during the months of January - May 2015.

A 10% decrease in offenses scored for all Crimes Against Property City Wide during the months of January - May 2015.

CRIMES AGAINST PERSONS

OFFENSE HEADING	2014	2015
Murder	2	3
Sexual Assault	37	37
Robbery	81	86
Agg Assault / Agg Battery	309	310
Human Trafficking	0	0
TOTAL	429	436
TOTAL % CHANGE		2%

CRIMES AGAINST PROPERTY

OFFENSE HEADING	2014	2015
Burglary	368	292
Theft (Larceny)	1,569	1,399
Motor Vehicle Theft	31	74
Arson	23	20
TOTAL	1,991	1,785
TOTAL % CHANGE		-10%