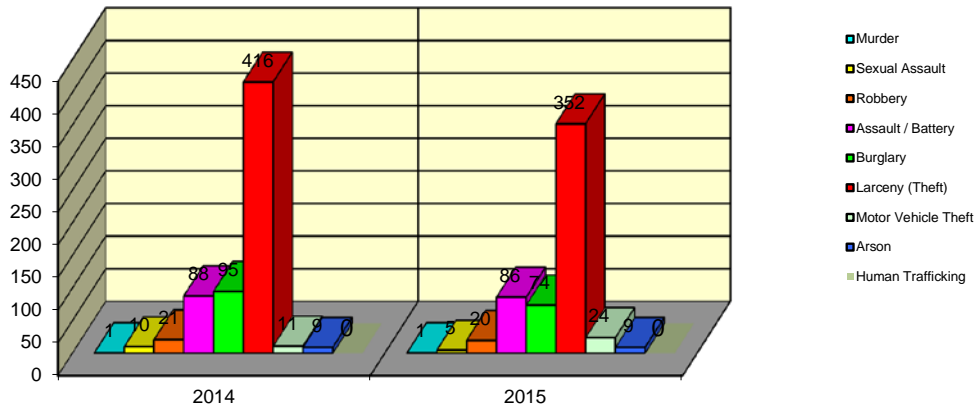


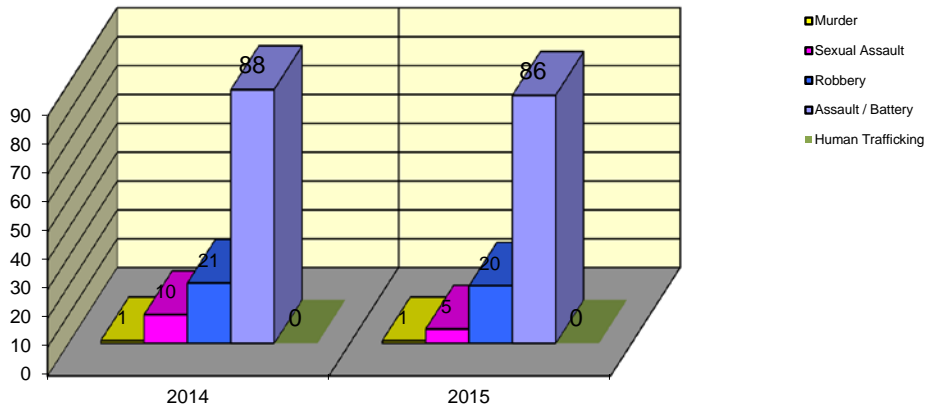
**CITY WIDE
PART I INDEX CRIMES BY OFFENSE HEADING
MONTHLY COMPARISON
MAY**

UCR	OFFENSE HEADING	2014		2015	
	MURDER		1		1
0110	Homicide - First Degree	1		1	
0130	Homicide - Second Degree	0		0	
	SEXUAL ASSAULT		10		5
0260	Sexual Assault - Criminal	5		4	
0261	Sexual Assault - Aggravated	3		1	
0262	Sexual Assault - Forcible Sodomy	0		0	
0280	Pred Criminal Sexual Assault Of A Child	2		0	
0281	Sexual Assault - With an Object	0		0	
	ROBBERY		21		20
0310	Robbery - Armed	0		0	
0320	Robbery - Criminal	1		1	
0330	Robbery - Aggravated	0		0	
0310	Robbery to Person - Armed	13		5	
0320	Robbery to Person - Criminal	7		13	
0330	Robbery to Person - Aggravated	0		1	
0325	Vehicular Hijacking	0		0	
0326	Vehicular Hijacking - Aggravated	0		0	
	AGG ASSAULT / AGG BATTERY		88		86
0410	Attempted Murder	0		0	
0410	Battery - Aggravated	33		38	
0480	Battery - Heinous	0		0	
0485	Battery to Child - Aggravated	0		1	
0488	Aggravated Domestic Battery	25		29	
0490	Ritual Mutilation	0		0	
0495	Battery to Senior Citizen - Aggravated	0		0	
0510	Assault - Aggravated	30		18	
	BURGLARY		95		74
0610	Burglary - Commercial	10		7	
0610	Burglary - Non Residential	27		18	
0625	Burglary - Residential	57		47	
0650	Home Invasion	1		2	
	THEFT (LARCENY)		416		352
0710	Theft from Motor Vehicle	8		1	
0720	Theft - Parts/Access of Motor Vehicle	3		12	
0730	Burglary - Parts/Access of Motor Vehicle	1		0	
0760	Burglary from Motor Vehicle	61		60	
0770	Vehicular Invasion (W/Intent To Commit Theft)	0		1	
0810	Theft - Over \$500	59		46	
0820	Theft - \$500 and Under	122		84	
0860	Theft - Retail	161		147	
0865	Theft - Delivery Container	1		0	
0870	Theft - Pocket Picking	0		0	
0880	Theft - Purse Snatching	0		1	
0890	Theft - From Building	0		0	
0895	Theft - Coin Operated Machine or Device	0		0	
	MOTOR VEHICLE THEFT		11		24
0910	Theft of Motor Vehicle	11		24	
	ARSON		9		9
1010	Arson - Criminal	7		6	
1025	Arson - Aggravated	0		0	
1310	Criminal Damage (By Fire Or Explosives)	2		3	
	HUMAN TRAFFICKING		0		0
1050	Commercial Sex Acts	0		0	
1055	Involuntary Servitude	0		0	
	GRAND TOTAL MONTH		651		571

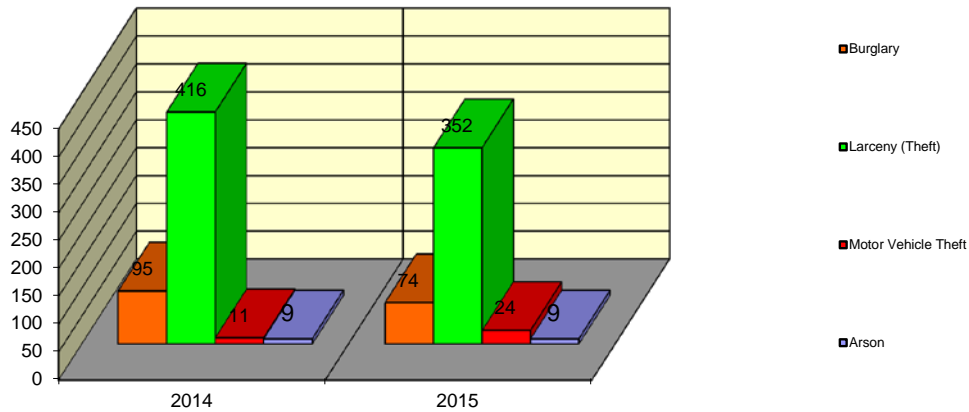
Springfield Police Department Part I Index Crimes - City Wide - May Comparison



Springfield Police Department Crimes Against Persons - City Wide - May Comparison



Springfield Police Department Crimes Against Property - City Wide - May Comparison



**CITY WIDE
PART I INDEX CRIMES BY OFFENSE HEADING
MONTHLY COMPARISON
MAY**

OFFENSE HEADING	2014	2015	CHANGE
Murder	1	1	0
Sexual Assault	10	5	-5
Robbery	21	20	-1
Agg Assault / Agg Battery	88	86	-2
Burglary	95	74	-21
Theft (Larceny)	416	352	-64
Motor Vehicle Theft	11	24	13
Arson	9	9	0
Human Trafficking	0	0	0
GRAND TOTAL MONTH	651	571	-12%

A 12% decrease in offenses scored for all Part I Index Crimes City Wide during the month of May 2015.

A 7% decrease in offenses scored for all Crimes Against Persons City Wide during the month of May 2015.

A 14% decrease in offenses scored for all Crimes Against Property City Wide during the month of May 2015.

CRIMES AGAINST PERSONS

OFFENSE HEADING	2014	2015
Murder	1	1
Sexual Assault	10	5
Robbery	21	20
Agg Assault / Agg Battery	88	86
Human Trafficking	0	0
TOTAL	120	112
TOTAL % CHANGE		-7%

CRIMES AGAINST PROPERTY

OFFENSE HEADING	2014	2015
Burglary	95	74
Theft (Larceny)	416	352
Motor Vehicle Theft	11	24
Arson	9	9
TOTAL	531	459
TOTAL % CHANGE		-14%