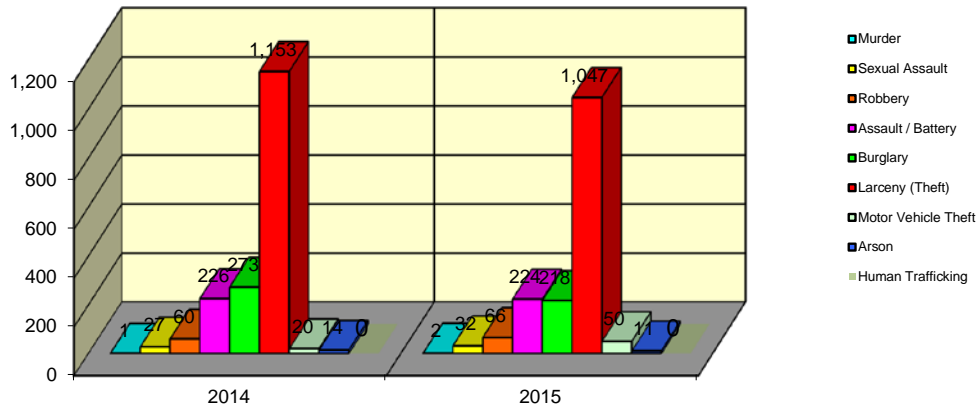


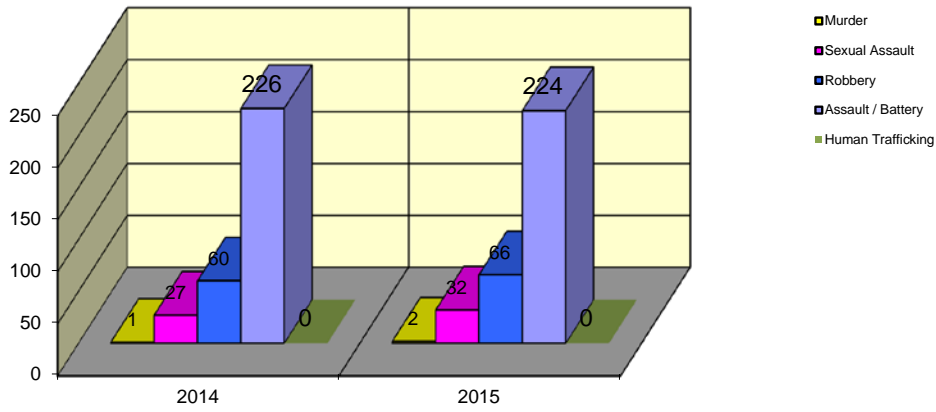
**CITY WIDE
PART I INDEX CRIMES BY OFFENSE HEADING
YEAR-TO-DATE COMPARISON
JANUARY - APRIL**

UCR	OFFENSE HEADING	2014		2015	
	MURDER		1		2
0110	Homicide - First Degree	1		2	
0130	Homicide - Second Degree	0		0	
	SEXUAL ASSAULT		27		32
0260	Sexual Assault - Criminal	17		21	
0261	Sexual Assault - Aggravated	8		9	
0262	Sexual Assault - Forcible Sodomy	0		0	
0280	Pred Criminal Sexual Assault Of A Child	2		2	
0281	Sexual Assault - With an Object	0		0	
	ROBBERY		60		66
0310	Robbery - Armed	3		4	
0320	Robbery - Criminal	1		0	
0330	Robbery - Aggravated	1		3	
0310	Robbery to Person - Armed	28		33	
0320	Robbery to Person - Criminal	24		23	
0330	Robbery to Person - Aggravated	3		3	
0325	Vehicular Hijacking	0		0	
0326	Vehicular Hijacking - Aggravated	0		0	
	AGG ASSAULT / AGG BATTERY		226		224
0410	Attempted Murder	0		0	
0410	Battery - Aggravated	71		76	
0480	Battery - Heinous	0		0	
0485	Battery to Child - Aggravated	3		2	
0488	Aggravated Domestic Battery	83		66	
0490	Ritual Mutilation	0		0	
0495	Battery to Senior Citizen - Aggravated	0		0	
0510	Assault - Aggravated	69		80	
	BURGLARY		273		218
0610	Burglary - Commercial	20		18	
0610	Burglary - Non Residential	43		40	
0625	Burglary - Residential	198		153	
0650	Home Invasion	12		7	
	THEFT (LARCENY)		1,153		1,047
0710	Theft from Motor Vehicle	29		6	
0720	Theft - Parts/Access of Motor Vehicle	9		26	
0730	Burglary - Parts/Access of Motor Vehicle	4		3	
0760	Burglary from Motor Vehicle	126		145	
0770	Vehicular Invasion (W/Intent To Commit Theft)	2		0	
0810	Theft - Over \$500	145		120	
0820	Theft - \$500 and Under	317		263	
0860	Theft - Retail	519		476	
0865	Theft - Delivery Container	0		0	
0870	Theft - Pocket Picking	1		5	
0880	Theft - Purse Snatching	0		2	
0890	Theft - From Building	0		0	
0895	Theft - Coin Operated Machine or Device	1		1	
	MOTOR VEHICLE THEFT		20		50
0910	Theft of Motor Vehicle	20		50	
	ARSON		14		11
1010	Arson - Criminal	10		7	
1025	Arson - Aggravated	3		0	
1310	Criminal Damage (By Fire Or Explosives)	1		4	
	HUMAN TRAFFICKING		0		0
1050	Commercial Sex Acts	0		0	
1055	Involuntary Servitude	0		0	
	GRAND TOTAL YEAR TO DATE		1,774		1,650

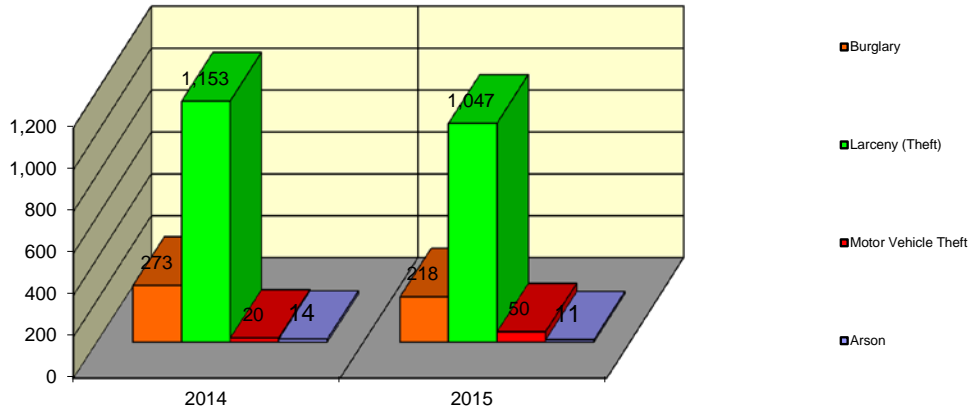
Springfield Police Department Part I Index Crimes - City Wide - Jan-Apr Comparison



Springfield Police Department Crimes Against Persons - City Wide - Jan-Apr Comparison



Springfield Police Department Crimes Against Property - City Wide - Jan-Apr Comparison



**CITY WIDE
PART I INDEX CRIMES BY OFFENSE HEADING
YEAR-TO-DATE COMPARISON
JANUARY - APRIL**

OFFENSE HEADING	2014	2015	CHANGE
Murder	1	2	1
Sexual Assault	27	32	5
Robbery	60	66	6
Agg Assault / Agg Battery	226	224	-2
Burglary	273	218	-55
Theft (Larceny)	1153	1047	-106
Motor Vehicle Theft	20	50	30
Arson	14	11	-3
Human Trafficking	0	0	0
GRAND TOTAL YTD	1,774	1,650	-7%

A 7% decrease in offenses scored for all Part I Index Crimes City Wide during the months of January - April 2015.

A 3% increase in offenses scored for all Crimes Against Persons City Wide during the months of January - April 2015.

A 9% decrease in offenses scored for all Crimes Against Property City Wide during the months of January - April 2015.

CRIMES AGAINST PERSONS

OFFENSE HEADING	2014	2015
Murder	1	2
Sexual Assault	27	32
Robbery	60	66
Agg Assault / Agg Battery	226	224
Human Trafficking	0	0
TOTAL	314	324
TOTAL % CHANGE		3%

CRIMES AGAINST PROPERTY

OFFENSE HEADING	2014	2015
Burglary	273	218
Theft (Larceny)	1,153	1,047
Motor Vehicle Theft	20	50
Arson	14	11
TOTAL	1,460	1,326
TOTAL % CHANGE		-9%