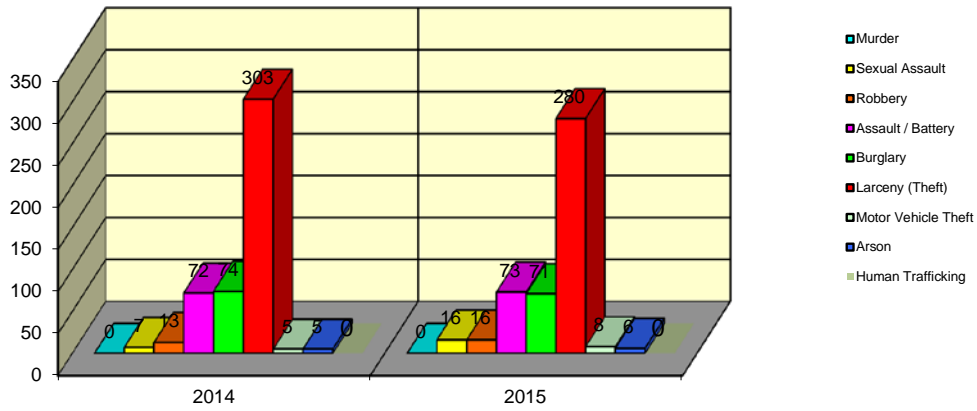


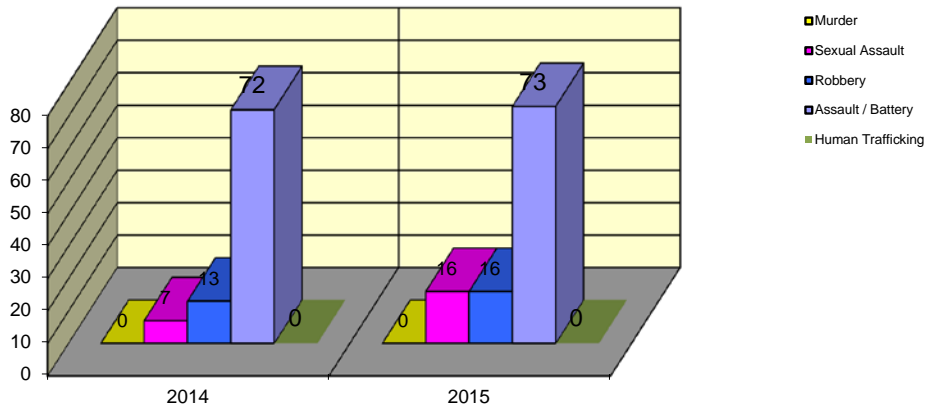
**CITY WIDE
PART I INDEX CRIMES BY OFFENSE HEADING
MONTHLY COMPARISON
APRIL**

UCR	OFFENSE HEADING	2014		2015	
	MURDER		0		0
0110	Homicide - First Degree	0		0	
0130	Homicide - Second Degree	0		0	
	SEXUAL ASSAULT		7		16
0260	Sexual Assault - Criminal	4		9	
0261	Sexual Assault - Aggravated	2		5	
0262	Sexual Assault - Forcible Sodomy	0		0	
0280	Pred Criminal Sexual Assault Of A Child	1		2	
0281	Sexual Assault - With an Object	0		0	
	ROBBERY		13		16
0310	Robbery - Armed	0		0	
0320	Robbery - Criminal	0		0	
0330	Robbery - Aggravated	0		0	
0310	Robbery to Person - Armed	7		6	
0320	Robbery to Person - Criminal	4		10	
0330	Robbery to Person - Aggravated	2		0	
0325	Vehicular Hijacking	0		0	
0326	Vehicular Hijacking - Aggravated	0		0	
	AGG ASSAULT / AGG BATTERY		72		73
0410	Attempted Murder	0		0	
0410	Battery - Aggravated	27		23	
0480	Battery - Heinous	0		0	
0485	Battery to Child - Aggravated	0		1	
0488	Aggravated Domestic Battery	22		17	
0490	Ritual Mutilation	0		0	
0495	Battery to Senior Citizen - Aggravated	0		0	
0510	Assault - Aggravated	23		32	
	BURGLARY		74		71
0610	Burglary - Commercial	4		5	
0610	Burglary - Non Residential	20		16	
0625	Burglary - Residential	49		46	
0650	Home Invasion	1		4	
	THEFT (LARCENY)		303		280
0710	Theft from Motor Vehicle	8		1	
0720	Theft - Parts/Access of Motor Vehicle	5		6	
0730	Burglary - Parts/Access of Motor Vehicle	1		1	
0760	Burglary from Motor Vehicle	29		46	
0770	Vehicular Invasion (W/Intent To Commit Theft)	0		0	
0810	Theft - Over \$500	53		24	
0820	Theft - \$500 and Under	93		68	
0860	Theft - Retail	113		129	
0865	Theft - Delivery Container	0		0	
0870	Theft - Pocket Picking	1		3	
0880	Theft - Purse Snatching	0		1	
0890	Theft - From Building	0		0	
0895	Theft - Coin Operated Machine or Device	0		1	
	MOTOR VEHICLE THEFT		5		8
0910	Theft of Motor Vehicle	5		8	
	ARSON		5		6
1010	Arson - Criminal	5		3	
1025	Arson - Aggravated	0		0	
1310	Criminal Damage (By Fire Or Explosives)	0		3	
	HUMAN TRAFFICKING		0		0
1050	Commercial Sex Acts	0		0	
1055	Involuntary Servitude	0		0	
	GRAND TOTAL MONTH		479		470

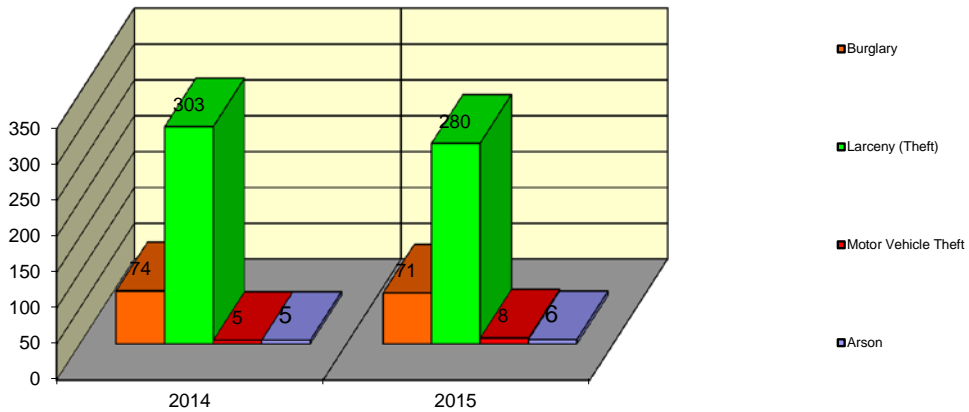
Springfield Police Department Part I Index Crimes - City Wide - April Comparison



Springfield Police Department Crimes Against Persons - City Wide - April Comparison



Springfield Police Department Crimes Against Property - City Wide - April Comparison



**CITY WIDE
PART I INDEX CRIMES BY OFFENSE HEADING
MONTHLY COMPARISON
APRIL**

OFFENSE HEADING	2014	2015	CHANGE
Murder	0	0	0
Sexual Assault	7	16	9
Robbery	13	16	3
Agg Assault / Agg Battery	72	73	1
Burglary	74	71	-3
Theft (Larceny)	303	280	-23
Motor Vehicle Theft	5	8	3
Arson	5	6	1
Human Trafficking	0	0	0
GRAND TOTAL MONTH	479	470	-2%

A 2% decrease in offenses scored for all Part I Index Crimes City Wide during the month of April 2015.

A 14% increase in offenses scored for all Crimes Against Persons City Wide during the month of April 2015.

A 6% decrease in offenses scored for all Crimes Against Property City Wide during the month of April 2015.

CRIMES AGAINST PERSONS

OFFENSE HEADING	2014	2015
Murder	0	0
Sexual Assault	7	16
Robbery	13	16
Agg Assault / Agg Battery	72	73
Human Trafficking	0	0
TOTAL	92	105
TOTAL % CHANGE		14%

CRIMES AGAINST PROPERTY

OFFENSE HEADING	2014	2015
Burglary	74	71
Theft (Larceny)	303	280
Motor Vehicle Theft	5	8
Arson	5	6
TOTAL	387	365
TOTAL % CHANGE		-6%