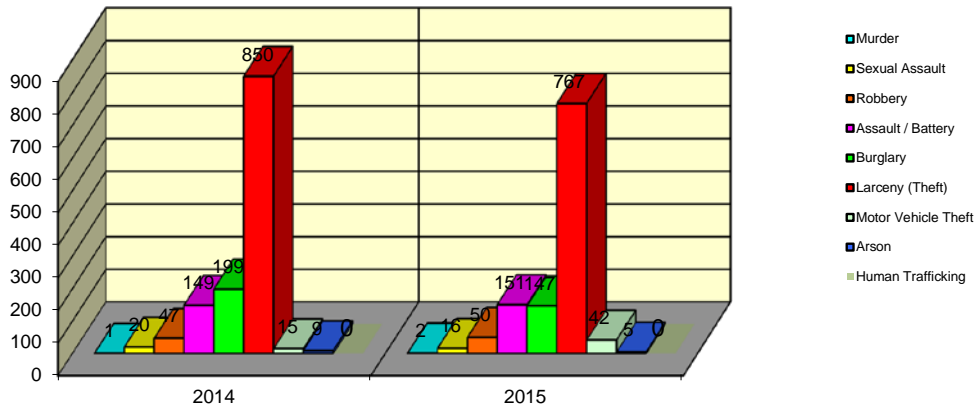


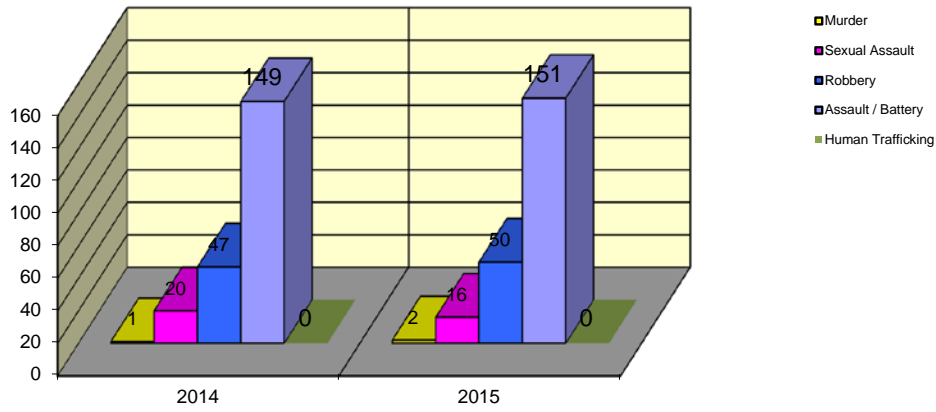
**CITY WIDE  
PART I INDEX CRIMES BY OFFENSE HEADING  
YEAR-TO-DATE COMPARISON  
JANUARY - MARCH**

UCR	OFFENSE HEADING	2014		2015	
	<b>MURDER</b>		<b>1</b>		<b>2</b>
0110	Homicide - First Degree	1		2	
0130	Homicide - Second Degree	0		0	
	<b>SEXUAL ASSAULT</b>		<b>20</b>		<b>16</b>
0260	Sexual Assault - Criminal	13		12	
0261	Sexual Assault - Aggravated	6		4	
0262	Sexual Assault - Forcible Sodomy	0		0	
0280	Pred Criminal Sexual Assault Of A Child	1		0	
0281	Sexual Assault - With an Object	0		0	
	<b>ROBBERY</b>		<b>47</b>		<b>50</b>
0310	Robbery - Armed	3		4	
0320	Robbery - Criminal	1		0	
0330	Robbery - Aggravated	1		3	
0310	Robbery to Person - Armed	21		27	
0320	Robbery to Person - Criminal	20		13	
0330	Robbery to Person - Aggravated	1		3	
0325	Vehicular Hijacking	0		0	
0326	Vehicular Hijacking - Aggravated	0		0	
	<b>AGG ASSAULT / AGG BATTERY</b>		<b>149</b>		<b>151</b>
0410	Attempted Murder	0		0	
0410	Battery - Aggravated	44		53	
0480	Battery - Heinous	0		0	
0485	Battery to Child - Aggravated	3		1	
0488	Aggravated Domestic Battery	55		49	
0490	Ritual Mutilation	0		0	
0495	Battery to Senior Citizen - Aggravated	0		0	
0510	Assault - Aggravated	47		48	
	<b>BURGLARY</b>		<b>199</b>		<b>147</b>
0610	Burglary - Commercial	16		13	
0610	Burglary - Non Residential	23		24	
0625	Burglary - Residential	149		107	
0650	Home Invasion	11		3	
	<b>THEFT (LARCENY)</b>		<b>850</b>		<b>767</b>
0710	Theft from Motor Vehicle	21		5	
0720	Theft - Parts/Access of Motor Vehicle	4		20	
0730	Burglary - Parts/Access of Motor Vehicle	3		2	
0760	Burglary from Motor Vehicle	97		99	
0770	Vehicular Invasion (W/Intent To Commit Theft)	2		0	
0810	Theft - Over \$500	92		96	
0820	Theft - \$500 and Under	224		195	
0860	Theft - Retail	406		347	
0865	Theft - Delivery Container	0		0	
0870	Theft - Pocket Picking	0		2	
0880	Theft - Purse Snatching	0		1	
0890	Theft - From Building	0		0	
0895	Theft - Coin Operated Machine or Device	1		0	
	<b>MOTOR VEHICLE THEFT</b>		<b>15</b>		<b>42</b>
0910	Theft of Motor Vehicle	15		42	
	<b>ARSON</b>		<b>9</b>		<b>5</b>
1010	Arson - Criminal	5		4	
1025	Arson - Aggravated	3		0	
1310	Criminal Damage (By Fire Or Explosives)	1		1	
	<b>HUMAN TRAFFICKING</b>		<b>0</b>		<b>0</b>
1050	Commercial Sex Acts	0		0	
1055	Involuntary Servitude	0		0	
	<b>GRAND TOTAL YEAR TO DATE</b>		<b>1,290</b>		<b>1,180</b>

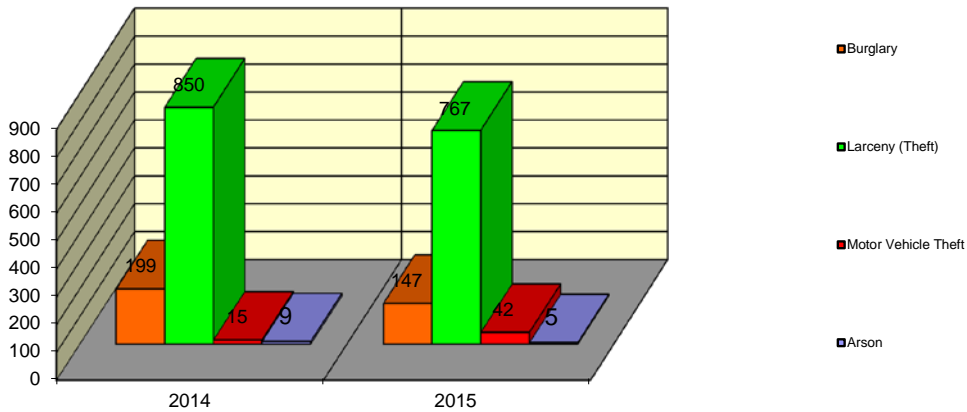
### Springfield Police Department Part I Index Crimes - City Wide - Jan-Mar Comparison



### Springfield Police Department Crimes Against Persons - City Wide - Jan-Mar Comparison



### Springfield Police Department Crimes Against Property - City Wide - Jan-Mar Comparison



**CITY WIDE  
PART I INDEX CRIMES BY OFFENSE HEADING  
YEAR-TO-DATE COMPARISON  
JANUARY - MARCH**

OFFENSE HEADING	2014	2015	CHANGE
Murder	1	2	1
Sexual Assault	20	16	-4
Robbery	47	50	3
Agg Assault / Agg Battery	149	151	2
Burglary	199	147	-52
Theft (Larceny)	850	767	-83
Motor Vehicle Theft	15	42	27
Arson	9	5	-4
Human Trafficking	0	0	0
<b>GRAND TOTAL YTD</b>	<b>1,290</b>	<b>1,180</b>	<b>-9%</b>

A 9% decrease in offenses scored for all Part I Index Crimes City Wide during the months of January - March 2015.

A 1% increase in offenses scored for all Crimes Against Persons City Wide during the months of January - March 2015.

A 10% decrease in offenses scored for all Crimes Against Property City Wide during the months of January - March 2015.

**CRIMES AGAINST PERSONS**

OFFENSE HEADING	2014	2015
Murder	1	2
Sexual Assault	20	16
Robbery	47	50
Agg Assault / Agg Battery	149	151
Human Trafficking	0	0
<b>TOTAL</b>	<b>217</b>	<b>219</b>
<b>TOTAL % CHANGE</b>		<b>1%</b>

**CRIMES AGAINST PROPERTY**

OFFENSE HEADING	2014	2015
Burglary	199	147
Theft (Larceny)	850	767
Motor Vehicle Theft	15	42
Arson	9	5
<b>TOTAL</b>	<b>1,073</b>	<b>961</b>
<b>TOTAL % CHANGE</b>		<b>-10%</b>