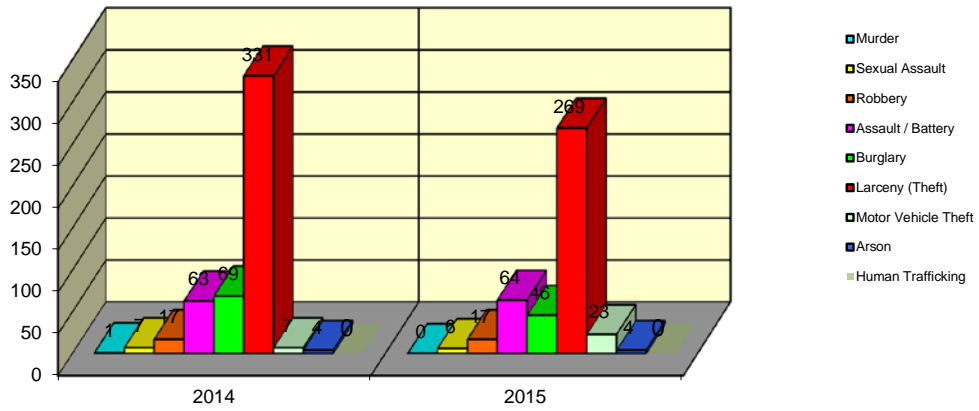


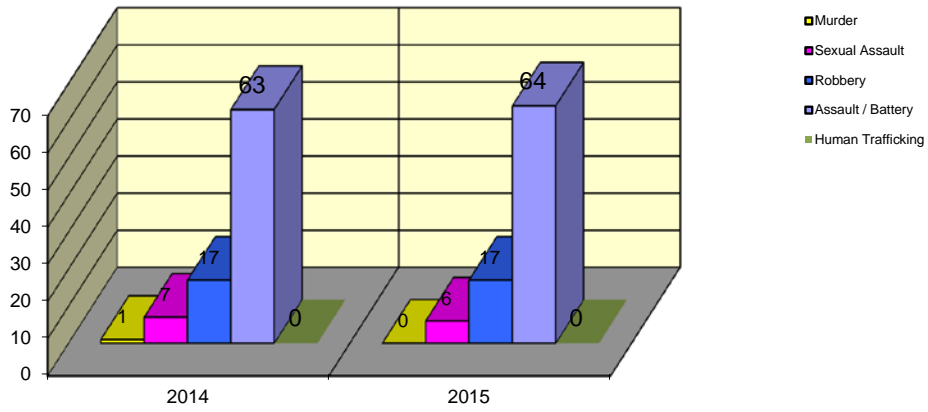
**CITY WIDE
PART I INDEX CRIMES BY OFFENSE HEADING
MONTHLY COMPARISON
MARCH**

UCR	OFFENSE HEADING	2014		2015	
	MURDER		1		0
0110	Homicide - First Degree	1		0	
0130	Homicide - Second Degree	0		0	
	SEXUAL ASSAULT		7		6
0260	Sexual Assault - Criminal	5		3	
0261	Sexual Assault - Aggravated	1		3	
0262	Sexual Assault - Forcible Sodomy	0		0	
0280	Pred Criminal Sexual Assault Of A Child	1		0	
0281	Sexual Assault - With an Object	0		0	
	ROBBERY		17		17
0310	Robbery - Armed	1		0	
0320	Robbery - Criminal	1		0	
0330	Robbery - Aggravated	0		0	
0310	Robbery to Person - Armed	5		11	
0320	Robbery to Person - Criminal	9		6	
0330	Robbery to Person - Aggravated	1		0	
0325	Vehicular Hijacking	0		0	
0326	Vehicular Hijacking - Aggravated	0		0	
	AGG ASSAULT / AGG BATTERY		63		64
0410	Attempted Murder	0		0	
0410	Battery - Aggravated	16		27	
0480	Battery - Heinous	0		0	
0485	Battery to Child - Aggravated	3		0	
0488	Aggravated Domestic Battery	24		8	
0490	Ritual Mutilation	0		0	
0495	Battery to Senior Citizen - Aggravated	0		0	
0510	Assault - Aggravated	20		29	
	BURGLARY		69		46
0610	Burglary - Commercial	2		5	
0610	Burglary - Non Residential	7		8	
0625	Burglary - Residential	56		32	
0650	Home Invasion	4		1	
	THEFT (LARCENY)		331		269
0710	Theft from Motor Vehicle	11		1	
0720	Theft - Parts/Access of Motor Vehicle	2		7	
0730	Burglary - Parts/Access of Motor Vehicle	1		1	
0760	Burglary from Motor Vehicle	41		38	
0770	Vehicular Invasion (W/Intent To Commit Theft)	1		0	
0810	Theft - Over \$500	40		36	
0820	Theft - \$500 and Under	87		69	
0860	Theft - Retail	148		114	
0865	Theft - Delivery Container	0		0	
0870	Theft - Pocket Picking	0		2	
0880	Theft - Purse Snatching	0		1	
0890	Theft - From Building	0		0	
0895	Theft - Coin Operated Machine or Device	0		0	
	MOTOR VEHICLE THEFT		7		23
0910	Theft of Motor Vehicle	7		23	
	ARSON		4		4
1010	Arson - Criminal	3		3	
1025	Arson - Aggravated	1		0	
1310	Criminal Damage (By Fire Or Explosives)	0		1	
	HUMAN TRAFFICKING		0		0
1050	Commercial Sex Acts	0		0	
1055	Involuntary Servitude	0		0	
	GRAND TOTAL MONTH		499		429

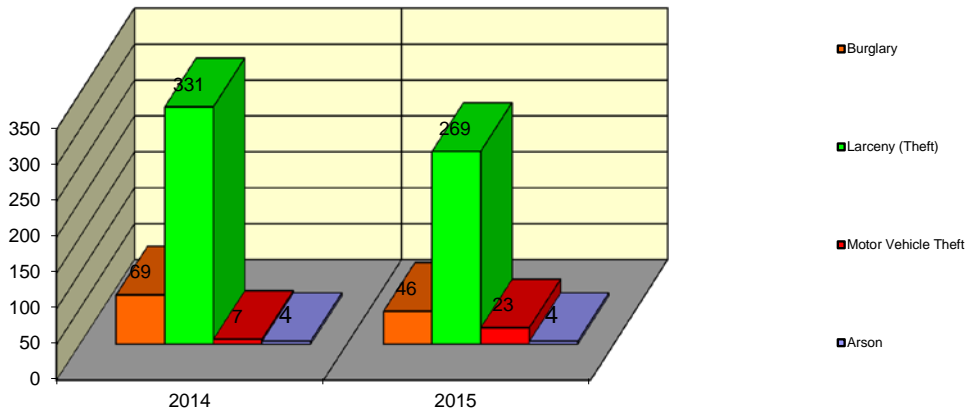
Springfield Police Department Part I Index Crimes - City Wide - March Comparison



Springfield Police Department Crimes Against Persons - City Wide - March Comparison



Springfield Police Department Crimes Against Property - City Wide - March Comparison



**CITY WIDE
PART I INDEX CRIMES BY OFFENSE HEADING
MONTHLY COMPARISON
MARCH**

OFFENSE HEADING	2014	2015	CHANGE
Murder	1	0	-1
Sexual Assault	7	6	-1
Robbery	17	17	0
Agg Assault / Agg Battery	63	64	1
Burglary	69	46	-23
Theft (Larceny)	331	269	-62
Motor Vehicle Theft	7	23	16
Arson	4	4	0
Human Trafficking	0	0	0
GRAND TOTAL MONTH	499	429	-14%

A 14% decrease in offenses scored for all Part I Index Crimes City Wide during the month of March 2015.

A 1% decrease in offenses scored for all Crimes Against Persons City Wide during the month of March 2015.

A 17% decrease in offenses scored for all Crimes Against Property City Wide during the month of March 2015.

CRIMES AGAINST PERSONS

OFFENSE HEADING	2014	2015
Murder	1	0
Sexual Assault	7	6
Robbery	17	17
Agg Assault / Agg Battery	63	64
Human Trafficking	0	0
TOTAL	88	87
TOTAL % CHANGE		-1%

CRIMES AGAINST PROPERTY

OFFENSE HEADING	2014	2015
Burglary	69	46
Theft (Larceny)	331	269
Motor Vehicle Theft	7	23
Arson	4	4
TOTAL	411	342
TOTAL % CHANGE		-17%