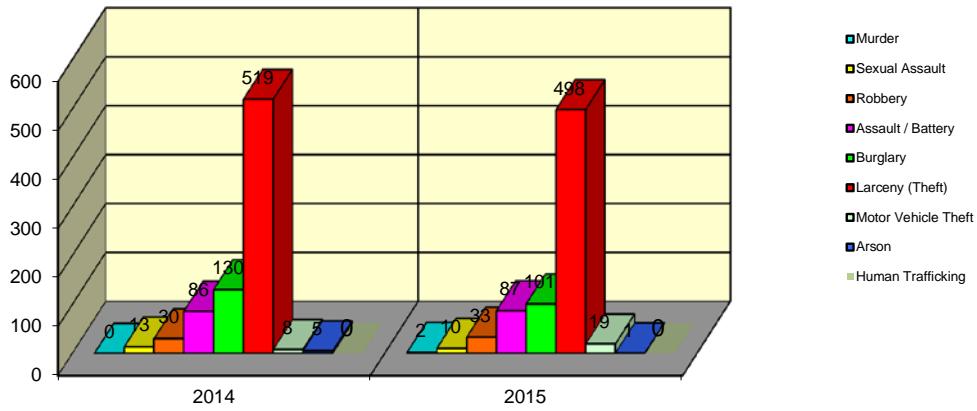


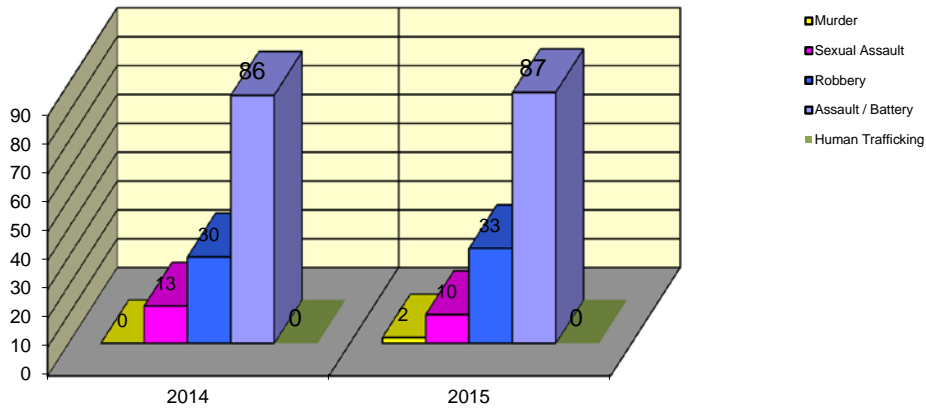
**CITY WIDE
PART I INDEX CRIMES BY OFFENSE HEADING
YEAR-TO-DATE COMPARISON
JANUARY - FEBRUARY**

| UCR | OFFENSE HEADING | 2014 | | 2015 | |
|------|---|------|------------|------|------------|
| | MURDER | | 0 | | 2 |
| 0110 | Homicide - First Degree | 0 | | 2 | |
| 0130 | Homicide - Second Degree | 0 | | 0 | |
| | SEXUAL ASSAULT | | 13 | | 10 |
| 0260 | Sexual Assault - Criminal | 8 | | 9 | |
| 0261 | Sexual Assault - Aggravated | 5 | | 1 | |
| 0262 | Sexual Assault - Forcible Sodomy | 0 | | 0 | |
| 0280 | Pred Criminal Sexual Assault Of A Child | 0 | | 0 | |
| 0281 | Sexual Assault - With an Object | 0 | | 0 | |
| | ROBBERY | | 30 | | 33 |
| 0310 | Robbery - Armed | 2 | | 4 | |
| 0320 | Robbery - Criminal | 0 | | 0 | |
| 0330 | Robbery - Aggravated | 1 | | 3 | |
| 0310 | Robbery to Person - Armed | 16 | | 16 | |
| 0320 | Robbery to Person - Criminal | 11 | | 7 | |
| 0330 | Robbery to Person - Aggravated | 0 | | 3 | |
| 0325 | Vehicular Hijacking | 0 | | 0 | |
| 0326 | Vehicular Hijacking - Aggravated | 0 | | 0 | |
| | AGG ASSAULT / AGG BATTERY | | 86 | | 87 |
| 0410 | Attempted Murder | 0 | | 0 | |
| 0410 | Battery - Aggravated | 28 | | 26 | |
| 0480 | Battery - Heinous | 0 | | 0 | |
| 0485 | Battery to Child - Aggravated | 0 | | 1 | |
| 0488 | Aggravated Domestic Battery | 31 | | 41 | |
| 0490 | Ritual Mutilation | 0 | | 0 | |
| 0495 | Battery to Senior Citizen - Aggravated | 0 | | 0 | |
| 0510 | Assault - Aggravated | 27 | | 19 | |
| | BURGLARY | | 130 | | 101 |
| 0610 | Burglary - Commercial | 14 | | 8 | |
| 0610 | Burglary - Non Residential | 16 | | 16 | |
| 0625 | Burglary - Residential | 93 | | 75 | |
| 0650 | Home Invasion | 7 | | 2 | |
| | THEFT (LARCENY) | | 519 | | 498 |
| 0710 | Theft from Motor Vehicle | 10 | | 4 | |
| 0720 | Theft - Parts/Access of Motor Vehicle | 2 | | 13 | |
| 0730 | Burglary - Parts/Access of Motor Vehicle | 2 | | 1 | |
| 0760 | Burglary from Motor Vehicle | 56 | | 61 | |
| 0770 | Vehicular Invasion (W/Intent To Commit Theft) | 1 | | 0 | |
| 0810 | Theft - Over \$500 | 52 | | 60 | |
| 0820 | Theft - \$500 and Under | 137 | | 126 | |
| 0860 | Theft - Retail | 258 | | 233 | |
| 0865 | Theft - Delivery Container | 0 | | 0 | |
| 0870 | Theft - Pocket Picking | 0 | | 0 | |
| 0880 | Theft - Purse Snatching | 0 | | 0 | |
| 0890 | Theft - From Building | 0 | | 0 | |
| 0895 | Theft - Coin Operated Machine or Device | 1 | | 0 | |
| | MOTOR VEHICLE THEFT | | 8 | | 19 |
| 0910 | Theft of Motor Vehicle | 8 | | 19 | |
| | ARSON | | 5 | | 1 |
| 1010 | Arson - Criminal | 2 | | 1 | |
| 1025 | Arson - Aggravated | 2 | | 0 | |
| 1310 | Criminal Damage (By Fire Or Explosives) | 1 | | 0 | |
| | HUMAN TRAFFICKING | | 0 | | 0 |
| 1050 | Commercial Sex Acts | 0 | | 0 | |
| 1055 | Involuntary Servitude | 0 | | 0 | |
| | GRAND TOTAL YEAR TO DATE | | 791 | | 751 |

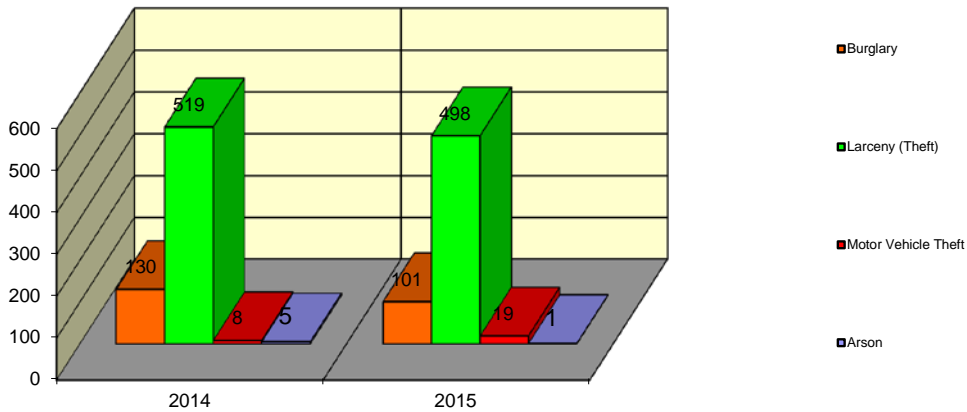
Springfield Police Department Part I Index Crimes - City Wide - Jan-Feb Comparison



Springfield Police Department Crimes Against Persons - City Wide - Jan-Feb Comparison



Springfield Police Department Crimes Against Property - City Wide - Jan-Feb Comparison



**CITY WIDE
PART I INDEX CRIMES BY OFFENSE HEADING
YEAR-TO-DATE COMPARISON
JANUARY - FEBRUARY**

| OFFENSE HEADING | 2014 | 2015 | CHANGE |
|---------------------------|------------|------------|------------|
| Murder | 0 | 2 | 2 |
| Sexual Assault | 13 | 10 | -3 |
| Robbery | 30 | 33 | 3 |
| Agg Assault / Agg Battery | 86 | 87 | 1 |
| Burglary | 130 | 101 | -29 |
| Theft (Larceny) | 519 | 498 | -21 |
| Motor Vehicle Theft | 8 | 19 | 11 |
| Arson | 5 | 1 | -4 |
| Human Trafficking | 0 | 0 | 0 |
| GRAND TOTAL YTD | 791 | 751 | -5% |

A 5% decrease in offenses scored for all Part I Index Crimes City Wide during the months of January - February 2015.

A 2% increase in offenses scored for all Crimes Against Persons City Wide during the months of January - February 2015.

A 6% decrease in offenses scored for all Crimes Against Property City Wide during the months of January - February 2015.

CRIMES AGAINST PERSONS

| OFFENSE HEADING | 2014 | 2015 |
|---------------------------|------------|------------|
| Murder | 0 | 2 |
| Sexual Assault | 13 | 10 |
| Robbery | 30 | 33 |
| Agg Assault / Agg Battery | 86 | 87 |
| Human Trafficking | 0 | 0 |
| | | |
| TOTAL | 129 | 132 |
| TOTAL % CHANGE | | 2% |

CRIMES AGAINST PROPERTY

| OFFENSE HEADING | 2014 | 2015 |
|-----------------------|------------|------------|
| Burglary | 130 | 101 |
| Theft (Larceny) | 519 | 498 |
| Motor Vehicle Theft | 8 | 19 |
| Arson | 5 | 1 |
| | | |
| TOTAL | 662 | 619 |
| TOTAL % CHANGE | | -6% |