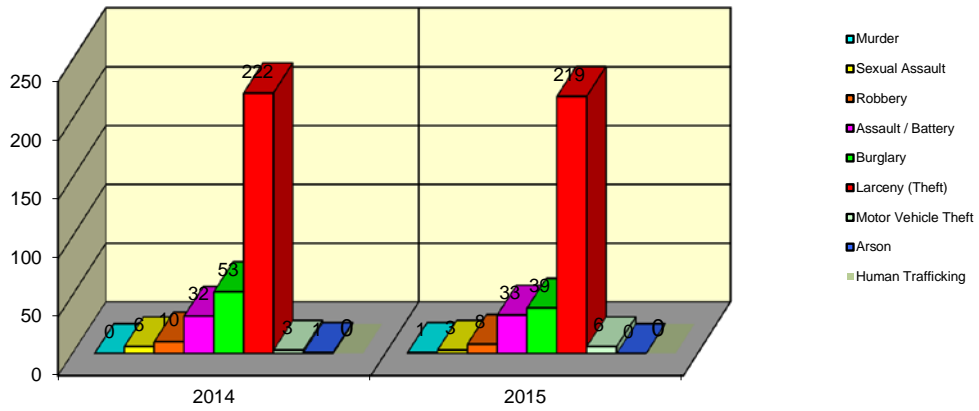


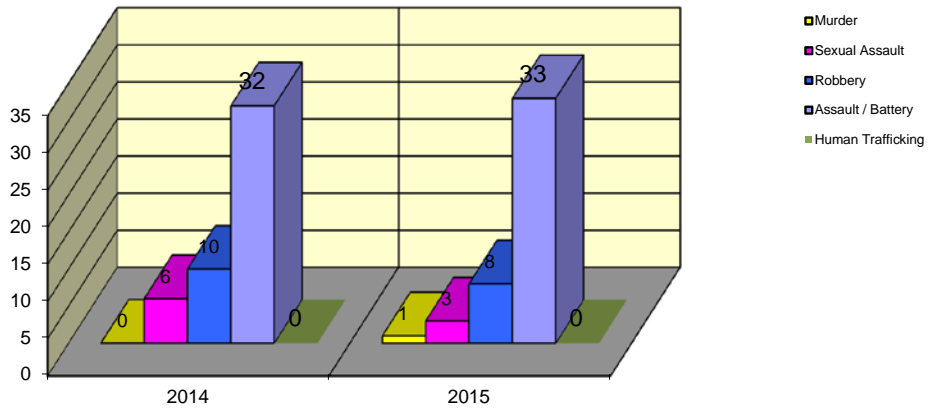
**CITY WIDE
PART I INDEX CRIMES BY OFFENSE HEADING
MONTHLY COMPARISON
FEBRUARY**

UCR	OFFENSE HEADING	2014		2015	
	MURDER		0		1
0110	Homicide - First Degree	0		1	
0130	Homicide - Second Degree	0		0	
	SEXUAL ASSAULT		6		3
0260	Sexual Assault - Criminal	4		2	
0261	Sexual Assault - Aggravated	2		1	
0262	Sexual Assault - Forcible Sodomy	0		0	
0280	Pred Criminal Sexual Assault Of A Child	0		0	
0281	Sexual Assault - With an Object	0		0	
	ROBBERY		10		8
0310	Robbery - Armed	1		0	
0320	Robbery - Criminal	0		0	
0330	Robbery - Aggravated	0		0	
0310	Robbery to Person - Armed	6		4	
0320	Robbery to Person - Criminal	3		4	
0330	Robbery to Person - Aggravated	0		0	
0325	Vehicular Hijacking	0		0	
0326	Vehicular Hijacking - Aggravated	0		0	
	AGG ASSAULT / AGG BATTERY		32		33
0410	Attempted Murder	0		0	
0410	Battery - Aggravated	8		8	
0480	Battery - Heinous	0		0	
0485	Battery to Child - Aggravated	0		1	
0488	Aggravated Domestic Battery	12		15	
0490	Ritual Mutilation	0		0	
0495	Battery to Senior Citizen - Aggravated	0		0	
0510	Assault - Aggravated	12		9	
	BURGLARY		53		39
0610	Burglary - Commercial	6		4	
0610	Burglary - Non Residential	8		6	
0625	Burglary - Residential	37		29	
0650	Home Invasion	2		0	
	THEFT (LARCENY)		222		219
0710	Theft from Motor Vehicle	6		1	
0720	Theft - Parts/Access of Motor Vehicle	1		7	
0730	Burglary - Parts/Access of Motor Vehicle	2		0	
0760	Burglary from Motor Vehicle	20		18	
0770	Vehicular Invasion (W/Intent To Commit Theft)	0		0	
0810	Theft - Over \$500	20		27	
0820	Theft - \$500 and Under	66		59	
0860	Theft - Retail	106		107	
0865	Theft - Delivery Container	0		0	
0870	Theft - Pocket Picking	0		0	
0880	Theft - Purse Snatching	0		0	
0890	Theft - From Building	0		0	
0895	Theft - Coin Operated Machine or Device	1		0	
	MOTOR VEHICLE THEFT		3		6
0910	Theft of Motor Vehicle	3		6	
	ARSON		1		0
1010	Arson - Criminal	0		0	
1025	Arson - Aggravated	1		0	
1310	Criminal Damage (By Fire Or Explosives)	0		0	
	HUMAN TRAFFICKING		0		0
1050	Commercial Sex Acts	0		0	
1055	Involuntary Servitude	0		0	
	GRAND TOTAL MONTH		327		309

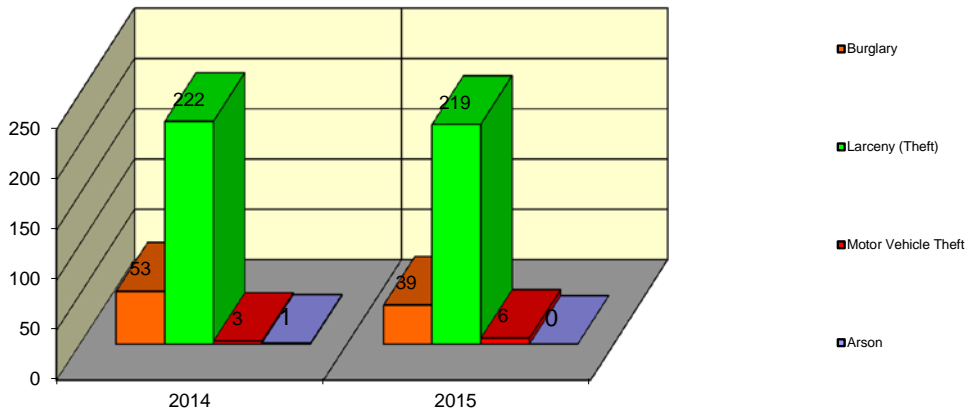
Springfield Police Department Part I Index Crimes - City Wide - February Comparison



Springfield Police Department Crimes Against Persons - City Wide - February Comparison



Springfield Police Department Crimes Against Property - City Wide - February Comparison



**CITY WIDE
PART I INDEX CRIMES BY OFFENSE HEADING
MONTHLY COMPARISON
FEBRUARY**

OFFENSE HEADING	2014	2015	CHANGE
Murder	0	1	1
Sexual Assault	6	3	-3
Robbery	10	8	-2
Agg Assault / Agg Battery	32	33	1
Burglary	53	39	-14
Theft (Larceny)	222	219	-3
Motor Vehicle Theft	3	6	3
Arson	1	0	-1
Human Trafficking	0	0	0
GRAND TOTAL MONTH	327	309	-6%

A 6% decrease in offenses scored for all Part I Index Crimes City Wide during the month of February 2015.

A 6% decrease in offenses scored for all Crimes Against Persons City Wide during the month of February 2015.

A 5% decrease in offenses scored for all Crimes Against Property City Wide during the month of February 2015.

CRIMES AGAINST PERSONS

OFFENSE HEADING	2014	2015
Murder	0	1
Sexual Assault	6	3
Robbery	10	8
Agg Assault / Agg Battery	32	33
Human Trafficking	0	0
TOTAL	48	45
TOTAL % CHANGE		-6%

CRIMES AGAINST PROPERTY

OFFENSE HEADING	2014	2015
Burglary	53	39
Theft (Larceny)	222	219
Motor Vehicle Theft	3	6
Arson	1	0
TOTAL	279	264
TOTAL % CHANGE		-5%