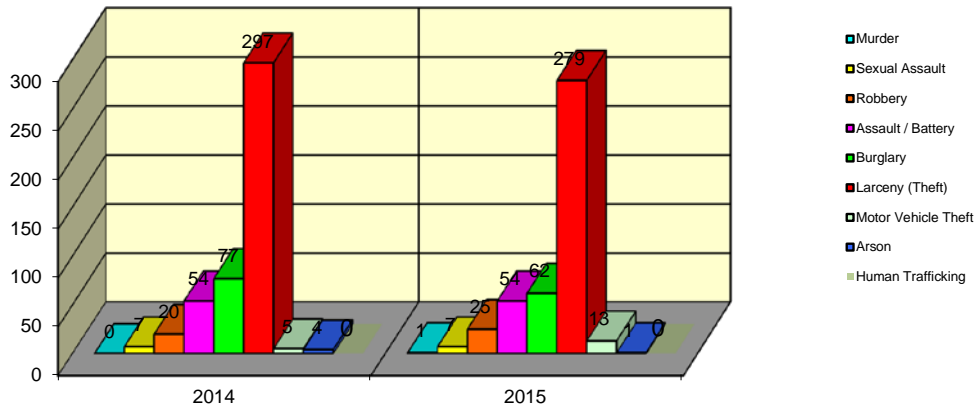


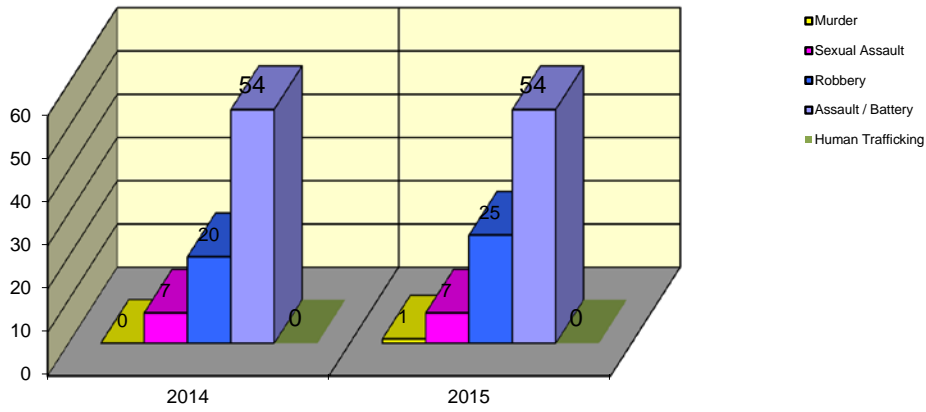
**CITY WIDE
PART I INDEX CRIMES BY OFFENSE HEADING
MONTHLY COMPARISON
JANUARY**

UCR	OFFENSE HEADING	2014		2015	
	MURDER		0		1
0110	Homicide - First Degree	0		1	
0130	Homicide - Second Degree	0		0	
	SEXUAL ASSAULT		7		7
0260	Sexual Assault - Criminal	4		7	
0261	Sexual Assault - Aggravated	3		0	
0262	Sexual Assault - Forcible Sodomy	0		0	
0280	Pred Criminal Sexual Assault Of A Child	0		0	
0281	Sexual Assault - With an Object	0		0	
	ROBBERY		20		25
0310	Robbery - Armed	1		4	
0320	Robbery - Criminal	0		0	
0330	Robbery - Aggravated	1		3	
0310	Robbery to Person - Armed	10		12	
0320	Robbery to Person - Criminal	8		3	
0330	Robbery to Person - Aggravated	0		3	
0325	Vehicular Hijacking	0		0	
0326	Vehicular Hijacking - Aggravated	0		0	
	AGG ASSAULT / AGG BATTERY		54		54
0410	Attempted Murder	0		0	
0410	Battery - Aggravated	20		18	
0480	Battery - Heinous	0		0	
0485	Battery to Child - Aggravated	0		0	
0488	Aggravated Domestic Battery	19		26	
0490	Ritual Mutilation	0		0	
0495	Battery to Senior Citizen - Aggravated	0		0	
0510	Assault - Aggravated	15		10	
	BURGLARY		77		62
0610	Burglary - Commercial	8		4	
0610	Burglary - Non Residential	8		10	
0625	Burglary - Residential	56		46	
0650	Home Invasion	5		2	
	THEFT (LARCENY)		297		279
0710	Theft from Motor Vehicle	4		3	
0720	Theft - Parts/Access of Motor Vehicle	1		6	
0730	Burglary - Parts/Access of Motor Vehicle	0		1	
0760	Burglary from Motor Vehicle	36		43	
0770	Vehicular Invasion (W/Intent To Commit Theft)	1		0	
0810	Theft - Over \$500	32		33	
0820	Theft - \$500 and Under	71		67	
0860	Theft - Retail	152		126	
0865	Theft - Delivery Container	0		0	
0870	Theft - Pocket Picking	0		0	
0880	Theft - Purse Snatching	0		0	
0890	Theft - From Building	0		0	
0895	Theft - Coin Operated Machine or Device	0		0	
	MOTOR VEHICLE THEFT		5		13
0910	Theft of Motor Vehicle	5		13	
	ARSON		4		1
1010	Arson - Criminal	2		1	
1025	Arson - Aggravated	1		0	
1310	Criminal Damage (By Fire Or Explosives)	1		0	
	HUMAN TRAFFICKING		0		0
1050	Commercial Sex Acts	0		0	
1055	Involuntary Servitude	0		0	
	GRAND TOTAL MONTH		464		442

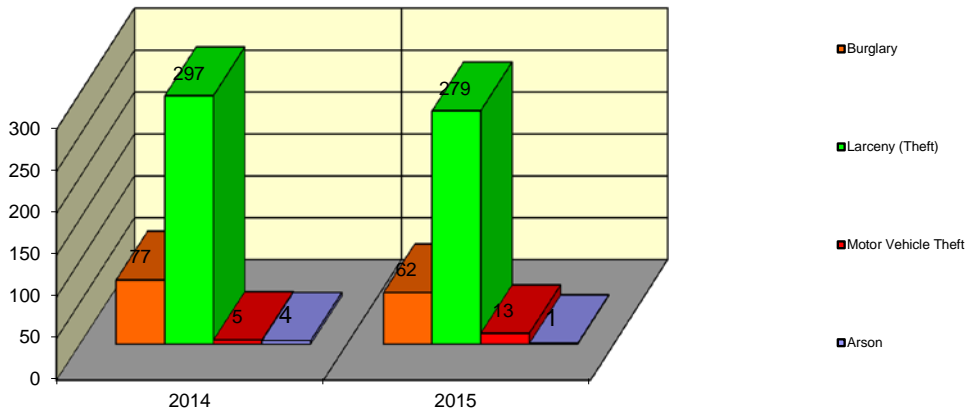
Springfield Police Department Part I Index Crimes - City Wide - January Comparison



Springfield Police Department Crimes Against Persons - City Wide - January Comparison



Springfield Police Department Crimes Against Property - City Wide - January Comparison



**CITY WIDE
PART I INDEX CRIMES BY OFFENSE HEADING
MONTHLY COMPARISON
JANUARY**

OFFENSE HEADING	2014	2015	CHANGE
Murder	0	1	1
Sexual Assault	7	7	0
Robbery	20	25	5
Agg Assault / Agg Battery	54	54	0
Burglary	77	62	-15
Theft (Larceny)	297	279	-18
Motor Vehicle Theft	5	13	8
Arson	4	1	-3
Human Trafficking	0	0	0
GRAND TOTAL MONTH	464	442	-5%

A 5% decrease in offenses scored for all Part I Index Crimes City Wide during the month of January 2015.

A 7% increase in offenses scored for all Crimes Against Persons City Wide during the month of January 2015.

A 7% decrease in offenses scored for all Crimes Against Property City Wide during the month of January 2015.

CRIMES AGAINST PERSONS

OFFENSE HEADING	2014	2015
Murder	0	1
Sexual Assault	7	7
Robbery	20	25
Agg Assault / Agg Battery	54	54
Human Trafficking	0	0
TOTAL	81	87
TOTAL % CHANGE		7%

CRIMES AGAINST PROPERTY

OFFENSE HEADING	2014	2015
Burglary	77	62
Theft (Larceny)	297	279
Motor Vehicle Theft	5	13
Arson	4	1
TOTAL	383	355
TOTAL % CHANGE		-7%