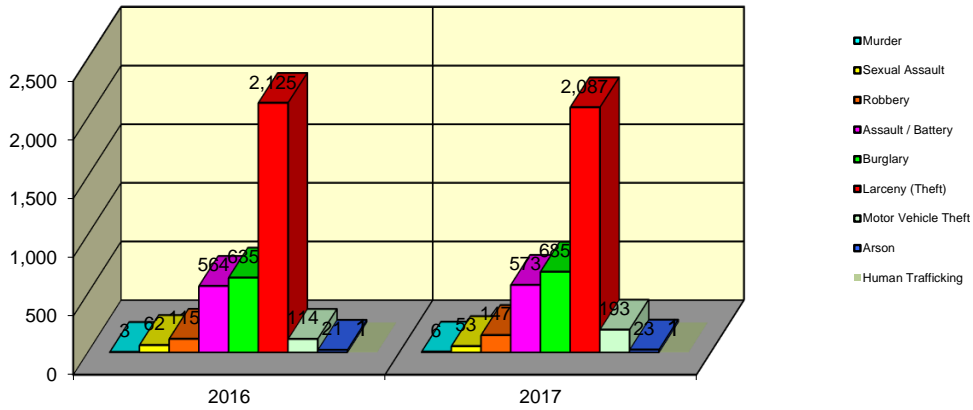


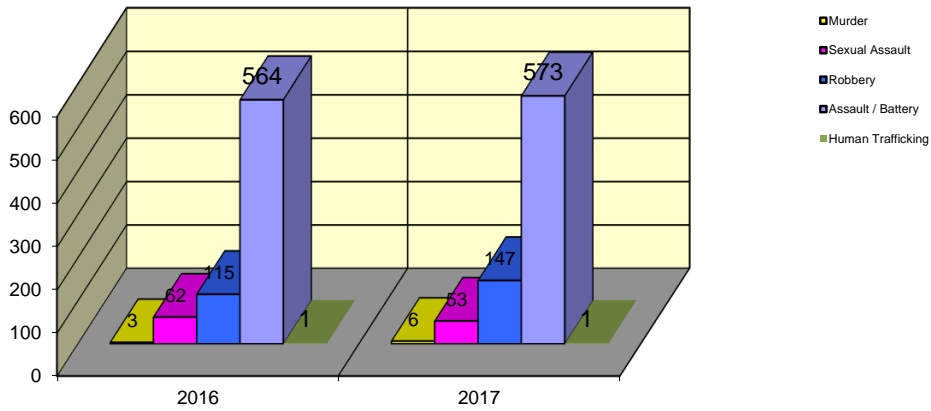
**CITY WIDE
PART I INDEX CRIMES BY OFFENSE HEADING
YEAR-TO-DATE COMPARISON
JANUARY - JULY**

UCR	OFFENSE HEADING	2016		2017	
	MURDER		3		6
0110	Homicide - First Degree	3		6	
0130	Homicide - Second Degree	0		0	
	SEXUAL ASSAULT		62		53
0260	Sexual Assault - Criminal	45		44	
0261	Sexual Assault - Aggravated	9		5	
0262	Sexual Assault - Forcible Sodomy	0		0	
0280	Pred Criminal Sexual Assault Of A Child	6		3	
0281	Sexual Assault - With an Object	2		1	
	ROBBERY		115		147
0310	Robbery - Armed	9		15	
0320	Robbery - Criminal	2		1	
0330	Robbery - Aggravated	1		7	
0310	Robbery to Person - Armed	49		51	
0320	Robbery to Person - Criminal	47		66	
0330	Robbery to Person - Aggravated	5		4	
0325	Vehicular Hijacking	2		3	
0326	Vehicular Hijacking - Aggravated	0		0	
	AGG ASSAULT / AGG BATTERY		564		573
0410	Attempted Murder	1		3	
0410	Battery - Aggravated	195		191	
0480	Battery - Heinous	0		0	
0485	Battery to Child - Aggravated	3		0	
0488	Aggravated Domestic Battery	165		151	
0490	Ritual Mutilation	0		0	
0495	Battery to Senior Citizen - Aggravated	2		3	
0510	Assault - Aggravated	198		225	
	BURGLARY		635		685
0610	Burglary - Commercial	55		74	
0610	Burglary - Non Residential	155		168	
0625	Burglary - Residential	410		424	
0650	Home Invasion	15		19	
	THEFT (LARCENY)		2,125		2,087
0710	Theft from Motor Vehicle	20		17	
0720	Theft - Parts/Access of Motor Vehicle	49		45	
0730	Burglary - Parts/Access of Motor Vehicle	9		1	
0760	Burglary from Motor Vehicle	427		571	
0770	Vehicular Invasion (W/Intent To Commit Theft)	2		3	
0810	Theft - Over \$500	269		211	
0820	Theft - \$500 and Under	546		493	
0860	Theft - Retail	792		743	
0865	Theft - Delivery Container	0		0	
0870	Theft - Pocket Picking	6		1	
0880	Theft - Purse Snatching	1		0	
0890	Theft - From Building	1		0	
0895	Theft - Coin Operated Machine or Device	3		2	
	MOTOR VEHICLE THEFT		114		193
0910	Theft of Motor Vehicle	114		193	
	ARSON		21		23
1010	Arson - Criminal	14		11	
1025	Arson - Aggravated	3		8	
1310	Criminal Damage (By Fire Or Explosives)	4		4	
	HUMAN TRAFFICKING		1		1
1050	Commercial Sex Acts	1		1	
1055	Involuntary Servitude	0		0	
	GRAND TOTAL YEAR TO DATE		3,640		3,768

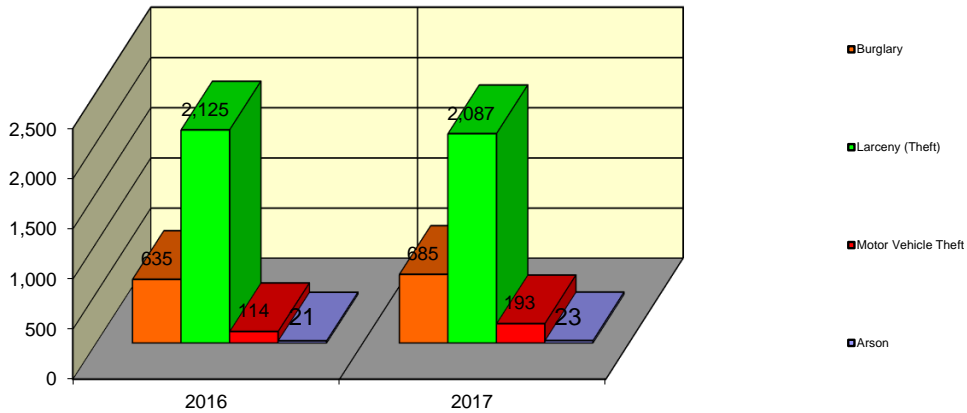
Springfield Police Department Part I Index Crimes - City Wide - Jan-Jul Comparison



Springfield Police Department Crimes Against Persons - City Wide - Jan-Jul Comparison



Springfield Police Department Crimes Against Property - City Wide - Jan-Jul Comparison



**CITY WIDE
PART I INDEX CRIMES BY OFFENSE HEADING
YEAR-TO-DATE COMPARISON
JANUARY - JULY**

OFFENSE HEADING	2016	2017	CHANGE
Murder	3	6	3
Sexual Assault	62	53	-9
Robbery	115	147	32
Agg Assault / Agg Battery	564	573	9
Burglary	635	685	50
Theft (Larceny)	2125	2087	-38
Motor Vehicle Theft	114	193	79
Arson	21	23	2
Human Trafficking	1	1	0
GRAND TOTAL YTD	3,640	3,768	4%

A 4% increase in offenses scored for all Part I Index Crimes City Wide during the months of January - July 2017.

A 5% increase in offenses scored for all Crimes Against Persons City Wide during the months of January - July 2017.

A 3% increase in offenses scored for all Crimes Against Property City Wide during the months of January - July 2017.

CRIMES AGAINST PERSONS

OFFENSE HEADING	2016	2017
Murder	3	6
Sexual Assault	62	53
Robbery	115	147
Agg Assault / Agg Battery	564	573
Human Trafficking	1	1
TOTAL	745	780
TOTAL % CHANGE		5%

CRIMES AGAINST PROPERTY

OFFENSE HEADING	2016	2017
Burglary	635	685
Theft (Larceny)	2,125	2,087
Motor Vehicle Theft	114	193
Arson	21	23
TOTAL	2,895	2,988
TOTAL % CHANGE		3%