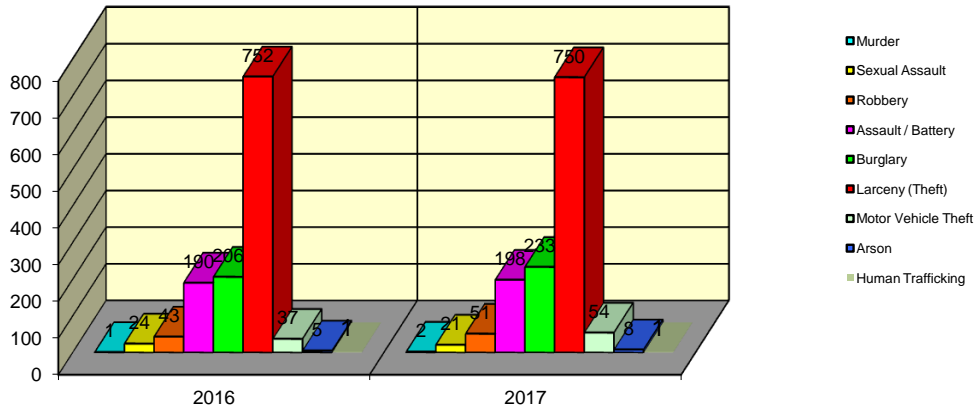


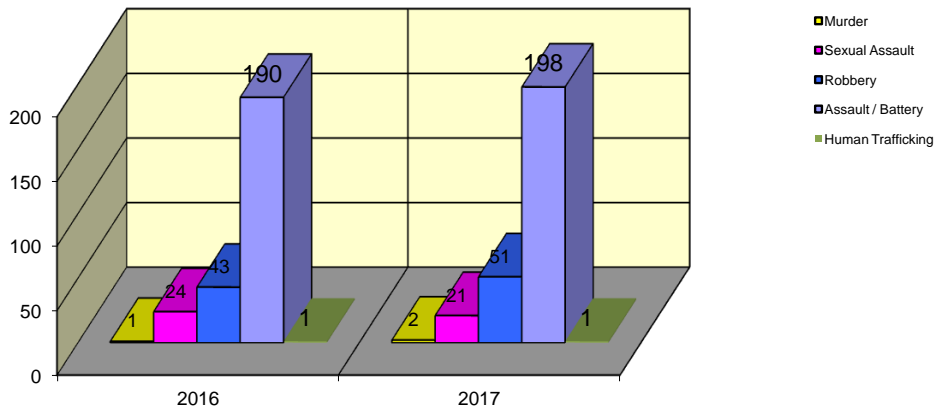
**CITY WIDE
PART I INDEX CRIMES BY OFFENSE HEADING
YEAR-TO-DATE COMPARISON
JANUARY - MARCH**

UCR	OFFENSE HEADING	2016		2017	
	MURDER		1		2
0110	Homicide - First Degree	1		2	
0130	Homicide - Second Degree	0		0	
	SEXUAL ASSAULT		24		21
0260	Sexual Assault - Criminal	16		18	
0261	Sexual Assault - Aggravated	5		3	
0262	Sexual Assault - Forcible Sodomy	0		0	
0280	Pred Criminal Sexual Assault Of A Child	2		0	
0281	Sexual Assault - With an Object	1		0	
	ROBBERY		43		51
0310	Robbery - Armed	4		6	
0320	Robbery - Criminal	1		0	
0330	Robbery - Aggravated	1		6	
0310	Robbery to Person - Armed	19		16	
0320	Robbery to Person - Criminal	17		19	
0330	Robbery to Person - Aggravated	0		2	
0325	Vehicular Hijacking	1		2	
0326	Vehicular Hijacking - Aggravated	0		0	
	AGG ASSAULT / AGG BATTERY		190		198
0410	Attempted Murder	1		3	
0410	Battery - Aggravated	49		68	
0480	Battery - Heinous	0		0	
0485	Battery to Child - Aggravated	1		0	
0488	Aggravated Domestic Battery	70		55	
0490	Ritual Mutilation	0		0	
0495	Battery to Senior Citizen - Aggravated	1		0	
0510	Assault - Aggravated	68		72	
	BURGLARY		206		233
0610	Burglary - Commercial	22		25	
0610	Burglary - Non Residential	39		56	
0625	Burglary - Residential	139		144	
0650	Home Invasion	6		8	
	THEFT (LARCENY)		752		750
0710	Theft from Motor Vehicle	10		4	
0720	Theft - Parts/Access of Motor Vehicle	19		20	
0730	Burglary - Parts/Access of Motor Vehicle	1		0	
0760	Burglary from Motor Vehicle	143		162	
0770	Vehicular Invasion (W/Intent To Commit Theft)	2		1	
0810	Theft - Over \$500	93		81	
0820	Theft - \$500 and Under	201		172	
0860	Theft - Retail	278		310	
0865	Theft - Delivery Container	0		0	
0870	Theft - Pocket Picking	1		0	
0880	Theft - Purse Snatching	0		0	
0890	Theft - From Building	1		0	
0895	Theft - Coin Operated Machine or Device	3		0	
	MOTOR VEHICLE THEFT		37		54
0910	Theft of Motor Vehicle	37		54	
	ARSON		5		8
1010	Arson - Criminal	3		4	
1025	Arson - Aggravated	2		3	
1310	Criminal Damage (By Fire Or Explosives)	0		1	
	HUMAN TRAFFICKING		1		1
1050	Commercial Sex Acts	1		1	
1055	Involuntary Servitude	0		0	
	GRAND TOTAL YEAR TO DATE		1,259		1,318

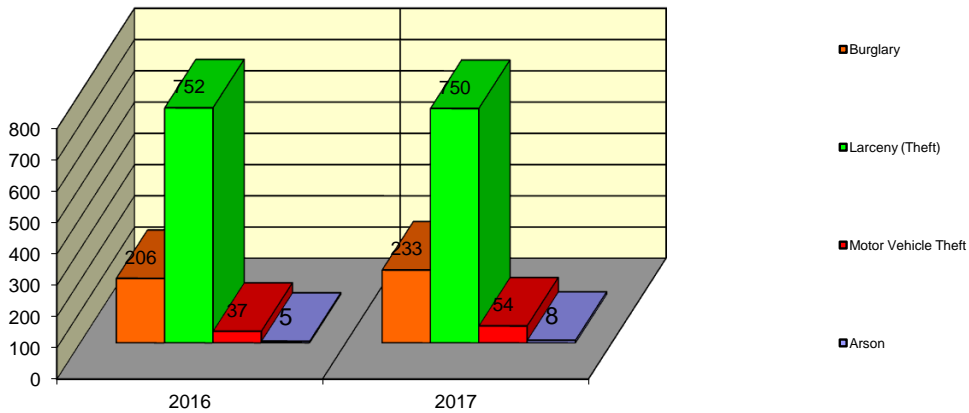
Springfield Police Department Part I Index Crimes - City Wide - Jan-Mar Comparison



Springfield Police Department Crimes Against Persons - City Wide - Jan-Mar Comparison



Springfield Police Department Crimes Against Property - City Wide - Jan-Mar Comparison



**CITY WIDE
PART I INDEX CRIMES BY OFFENSE HEADING
YEAR-TO-DATE COMPARISON
JANUARY - MARCH**

OFFENSE HEADING	2016	2017	CHANGE
Murder	1	2	1
Sexual Assault	24	21	-3
Robbery	43	51	8
Agg Assault / Agg Battery	190	198	8
Burglary	206	233	27
Theft (Larceny)	752	750	-2
Motor Vehicle Theft	37	54	17
Arson	5	8	3
Human Trafficking	1	1	0
GRAND TOTAL YTD	1,259	1,318	5%

A 5% increase in offenses scored for all Part I Index Crimes City Wide during the months of January - March 2017.

A 5% increase in offenses scored for all Crimes Against Persons City Wide during the months of January - March 2017.

A 5% increase in offenses scored for all Crimes Against Property City Wide during the months of January - March 2017.

CRIMES AGAINST PERSONS

OFFENSE HEADING	2016	2017
Murder	1	2
Sexual Assault	24	21
Robbery	43	51
Agg Assault / Agg Battery	190	198
Human Trafficking	1	1
TOTAL	259	273
TOTAL % CHANGE		5%

CRIMES AGAINST PROPERTY

OFFENSE HEADING	2016	2017
Burglary	206	233
Theft (Larceny)	752	750
Motor Vehicle Theft	37	54
Arson	5	8
TOTAL	1,000	1,045
TOTAL % CHANGE		5%