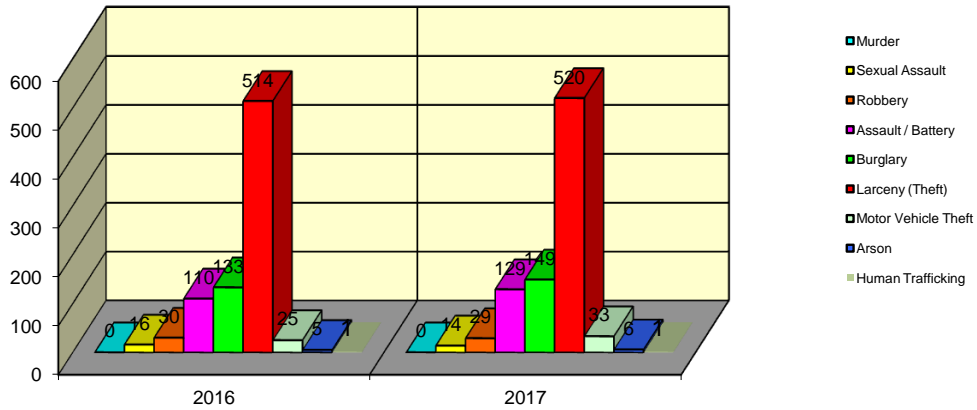


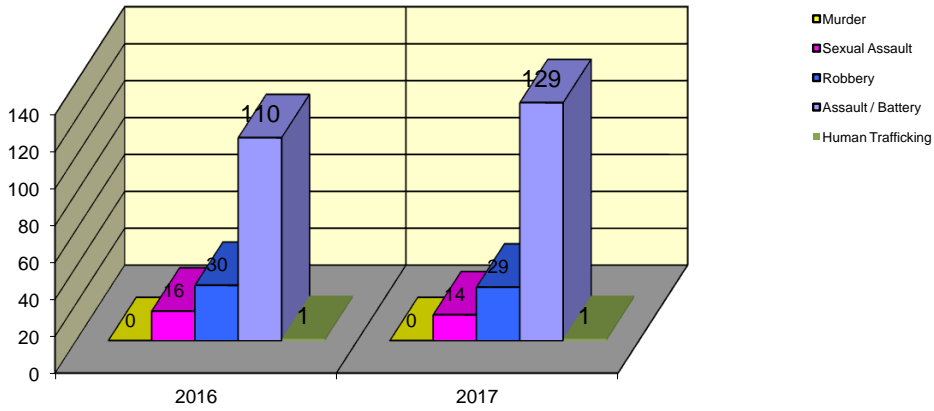
**CITY WIDE
PART I INDEX CRIMES BY OFFENSE HEADING
YEAR-TO-DATE COMPARISON
JANUARY - FEBRUARY**

UCR	OFFENSE HEADING	2016		2017	
	MURDER		0		0
0110	Homicide - First Degree	0		0	
0130	Homicide - Second Degree	0		0	
	SEXUAL ASSAULT		16		14
0260	Sexual Assault - Criminal	12		12	
0261	Sexual Assault - Aggravated	3		2	
0262	Sexual Assault - Forcible Sodomy	0		0	
0280	Pred Criminal Sexual Assault Of A Child	1		0	
0281	Sexual Assault - With an Object	0		0	
	ROBBERY		30		29
0310	Robbery - Armed	2		6	
0320	Robbery - Criminal	0		0	
0330	Robbery - Aggravated	0		4	
0310	Robbery to Person - Armed	15		8	
0320	Robbery to Person - Criminal	12		8	
0330	Robbery to Person - Aggravated	0		1	
0325	Vehicular Hijacking	1		2	
0326	Vehicular Hijacking - Aggravated	0		0	
	AGG ASSAULT / AGG BATTERY		110		129
0410	Attempted Murder	0		3	
0410	Battery - Aggravated	30		45	
0480	Battery - Heinous	0		0	
0485	Battery to Child - Aggravated	0		0	
0488	Aggravated Domestic Battery	43		36	
0490	Ritual Mutilation	0		0	
0495	Battery to Senior Citizen - Aggravated	0		0	
0510	Assault - Aggravated	37		45	
	BURGLARY		133		149
0610	Burglary - Commercial	14		14	
0610	Burglary - Non Residential	25		42	
0625	Burglary - Residential	89		89	
0650	Home Invasion	5		4	
	THEFT (LARCENY)		514		520
0710	Theft from Motor Vehicle	10		3	
0720	Theft - Parts/Access of Motor Vehicle	13		12	
0730	Burglary - Parts/Access of Motor Vehicle	1		0	
0760	Burglary from Motor Vehicle	106		111	
0770	Vehicular Invasion (W/Intent To Commit Theft)	0		1	
0810	Theft - Over \$500	64		53	
0820	Theft - \$500 and Under	134		124	
0860	Theft - Retail	185		216	
0865	Theft - Delivery Container	0		0	
0870	Theft - Pocket Picking	0		0	
0880	Theft - Purse Snatching	0		0	
0890	Theft - From Building	0		0	
0895	Theft - Coin Operated Machine or Device	1		0	
	MOTOR VEHICLE THEFT		25		33
0910	Theft of Motor Vehicle	25		33	
	ARSON		5		6
1010	Arson - Criminal	3		3	
1025	Arson - Aggravated	2		2	
1310	Criminal Damage (By Fire Or Explosives)	0		1	
	HUMAN TRAFFICKING		1		1
1050	Commercial Sex Acts	1		1	
1055	Involuntary Servitude	0		0	
	GRAND TOTAL YEAR TO DATE		834		881

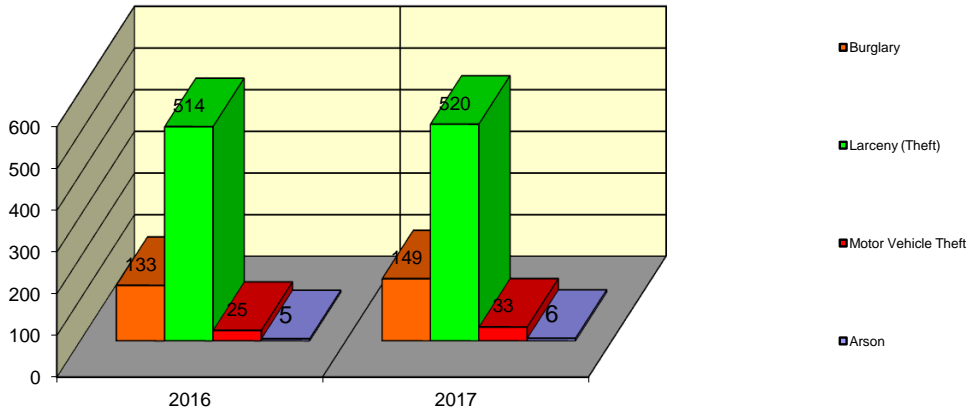
Springfield Police Department Part I Index Crimes - City Wide - Jan-Feb Comparison



Springfield Police Department Crimes Against Persons - City Wide - Jan-Feb Comparison



Springfield Police Department Crimes Against Property - City Wide - Jan-Feb Comparison



**CITY WIDE
PART I INDEX CRIMES BY OFFENSE HEADING
YEAR-TO-DATE COMPARISON
JANUARY - FEBRUARY**

OFFENSE HEADING	2016	2017	CHANGE
Murder	0	0	0
Sexual Assault	16	14	-2
Robbery	30	29	-1
Agg Assault / Agg Battery	110	129	19
Burglary	133	149	16
Theft (Larceny)	514	520	6
Motor Vehicle Theft	25	33	8
Arson	5	6	1
Human Trafficking	1	1	0
GRAND TOTAL YTD	834	881	6%

A 6% increase in offenses scored for all Part I Index Crimes City Wide during the months of January - February 2017.

A 10% increase in offenses scored for all Crimes Against Persons City Wide during the months of January - February 2017.

A 5% increase in offenses scored for all Crimes Against Property City Wide during the months of January - February 2017.

CRIMES AGAINST PERSONS

OFFENSE HEADING	2016	2017
Murder	0	0
Sexual Assault	16	14
Robbery	30	29
Agg Assault / Agg Battery	110	129
Human Trafficking	1	1
TOTAL	157	173
TOTAL % CHANGE		10%

CRIMES AGAINST PROPERTY

OFFENSE HEADING	2016	2017
Burglary	133	149
Theft (Larceny)	514	520
Motor Vehicle Theft	25	33
Arson	5	6
TOTAL	677	708
TOTAL % CHANGE		5%