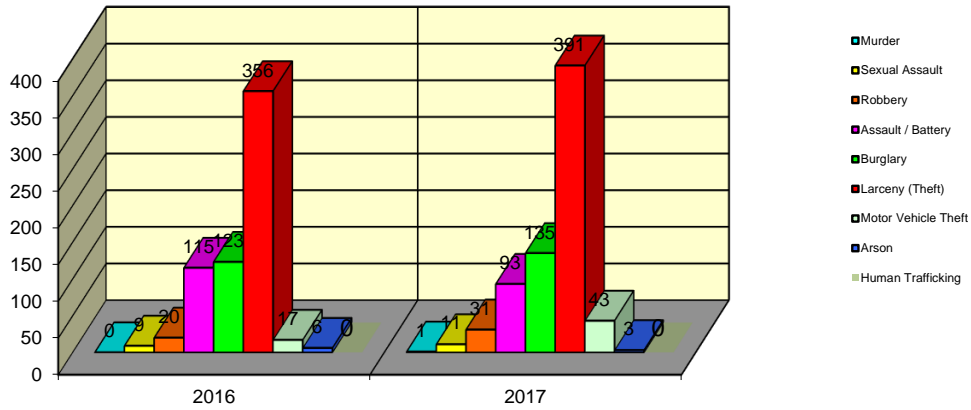


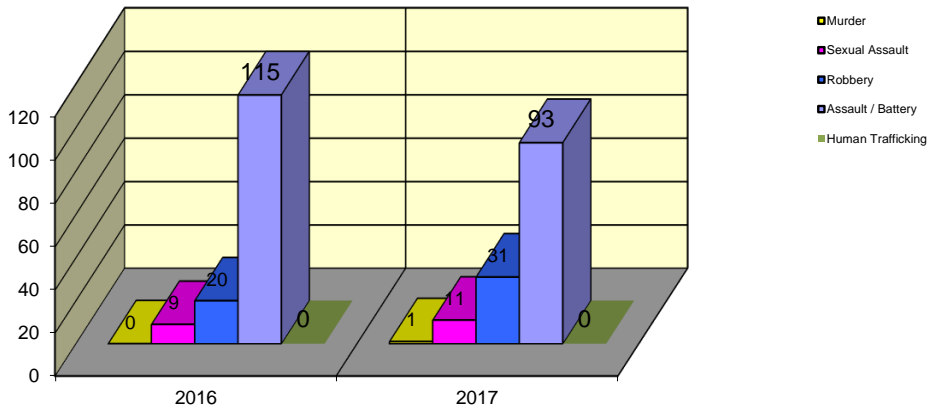
**CITY WIDE
PART I INDEX CRIMES BY OFFENSE HEADING
MONTHLY COMPARISON
JULY**

UCR	OFFENSE HEADING	2016		2017	
	MURDER		0		1
0110	Homicide - First Degree	0		1	
0130	Homicide - Second Degree	0		0	
	SEXUAL ASSAULT		9		11
0260	Sexual Assault - Criminal	8		10	
0261	Sexual Assault - Aggravated	0		0	
0262	Sexual Assault - Forcible Sodomy	0		0	
0280	Pred Criminal Sexual Assault Of A Child	1		0	
0281	Sexual Assault - With an Object	0		1	
	ROBBERY		20		31
0310	Robbery - Armed	0		4	
0320	Robbery - Criminal	0		0	
0330	Robbery - Aggravated	0		1	
0310	Robbery to Person - Armed	11		8	
0320	Robbery to Person - Criminal	9		18	
0330	Robbery to Person - Aggravated	0		0	
0325	Vehicular Hijacking	0		0	
0326	Vehicular Hijacking - Aggravated	0		0	
	AGG ASSAULT / AGG BATTERY		115		93
0410	Attempted Murder	0		0	
0410	Battery - Aggravated	43		20	
0480	Battery - Heinous	0		0	
0485	Battery to Child - Aggravated	1		0	
0488	Aggravated Domestic Battery	29		30	
0490	Ritual Mutilation	0		0	
0495	Battery to Senior Citizen - Aggravated	0		0	
0510	Assault - Aggravated	42		43	
	BURGLARY		123		135
0610	Burglary - Commercial	12		26	
0610	Burglary - Non Residential	27		38	
0625	Burglary - Residential	83		69	
0650	Home Invasion	1		2	
	THEFT (LARCENY)		356		391
0710	Theft from Motor Vehicle	3		8	
0720	Theft - Parts/Access of Motor Vehicle	8		2	
0730	Burglary - Parts/Access of Motor Vehicle	4		0	
0760	Burglary from Motor Vehicle	82		131	
0770	Vehicular Invasion (W/Intent To Commit Theft)	0		0	
0810	Theft - Over \$500	51		37	
0820	Theft - \$500 and Under	79		102	
0860	Theft - Retail	129		110	
0865	Theft - Delivery Container	0		0	
0870	Theft - Pocket Picking	0		0	
0880	Theft - Purse Snatching	0		0	
0890	Theft - From Building	0		0	
0895	Theft - Coin Operated Machine or Device	0		1	
	MOTOR VEHICLE THEFT		17		43
0910	Theft of Motor Vehicle	17		43	
	ARSON		6		3
1010	Arson - Criminal	4		0	
1025	Arson - Aggravated	0		1	
1310	Criminal Damage (By Fire Or Explosives)	2		2	
	HUMAN TRAFFICKING		0		0
1050	Commercial Sex Acts	0		0	
1055	Involuntary Servitude	0		0	
	GRAND TOTAL MONTH		646		708

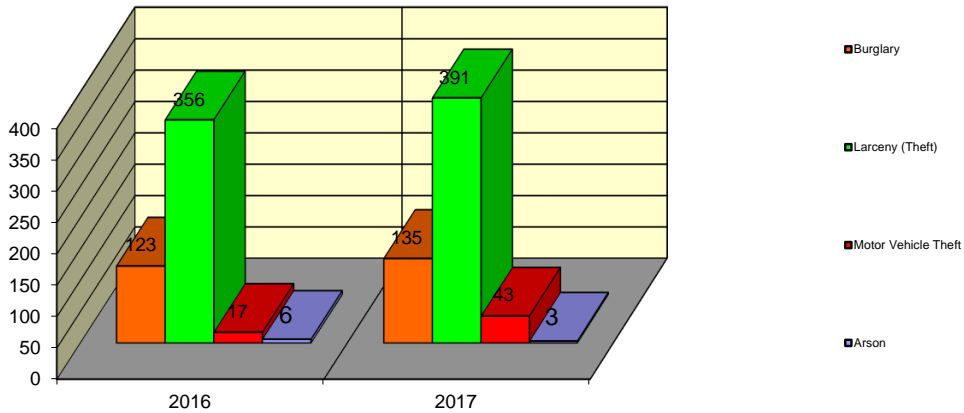
Springfield Police Department Part I Index Crimes - City Wide - July Comparison



Springfield Police Department Crimes Against Persons - City Wide - July Comparison



Springfield Police Department Crimes Against Property - City Wide - July Comparison



**CITY WIDE
PART I INDEX CRIMES BY OFFENSE HEADING
MONTHLY COMPARISON
JULY**

OFFENSE HEADING	2016	2017	CHANGE
Murder	0	1	1
Sexual Assault	9	11	2
Robbery	20	31	11
Agg Assault / Agg Battery	115	93	-22
Burglary	123	135	12
Theft (Larceny)	356	391	35
Motor Vehicle Theft	17	43	26
Arson	6	3	-3
Human Trafficking	0	0	0
GRAND TOTAL MONTH	646	708	10%

A 10% increase in offenses scored for all Part I Index Crimes City Wide during the month of July 2017.

A 6% decrease in offenses scored for all Crimes Against Persons City Wide during the month of July 2017.

A 14% increase in offenses scored for all Crimes Against Property City Wide during the month of July 2017.

CRIMES AGAINST PERSONS

OFFENSE HEADING	2016	2017
Murder	0	1
Sexual Assault	9	11
Robbery	20	31
Agg Assault / Agg Battery	115	93
Human Trafficking	0	0
TOTAL	144	136
TOTAL % CHANGE		-6%

CRIMES AGAINST PROPERTY

OFFENSE HEADING	2016	2017
Burglary	123	135
Theft (Larceny)	356	391
Motor Vehicle Theft	17	43
Arson	6	3
TOTAL	502	572
TOTAL % CHANGE		14%