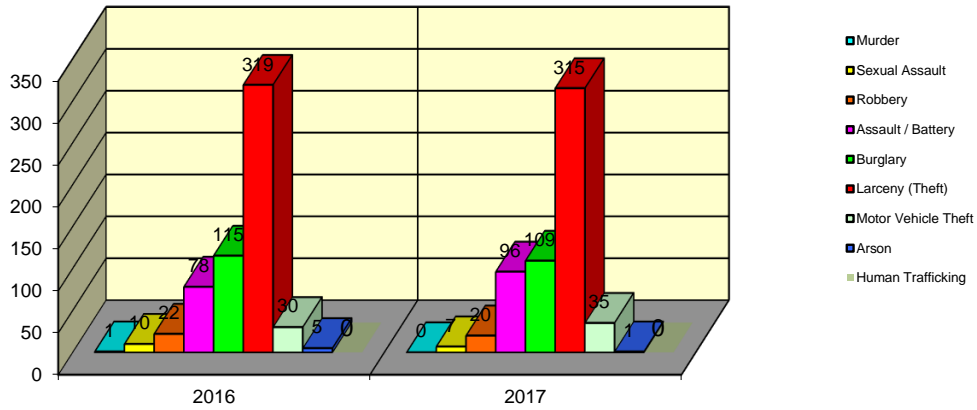


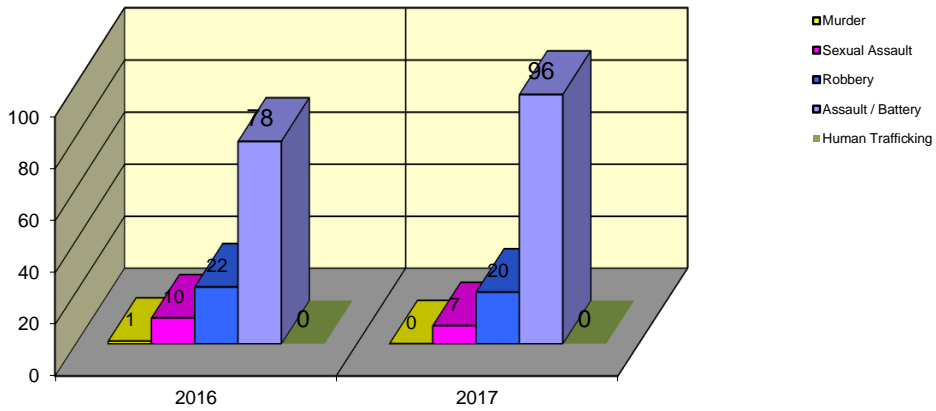
**CITY WIDE  
PART I INDEX CRIMES BY OFFENSE HEADING  
MONTHLY COMPARISON  
JUNE**

UCR	OFFENSE HEADING	2016		2017	
	<b>MURDER</b>		<b>1</b>		<b>0</b>
0110	Homicide - First Degree	1		0	
0130	Homicide - Second Degree	0		0	
	<b>SEXUAL ASSAULT</b>		<b>10</b>		<b>7</b>
0260	Sexual Assault - Criminal	7		5	
0261	Sexual Assault - Aggravated	1		1	
0262	Sexual Assault - Forcible Sodomy	0		0	
0280	Pred Criminal Sexual Assault Of A Child	2		1	
0281	Sexual Assault - With an Object	0		0	
	<b>ROBBERY</b>		<b>22</b>		<b>20</b>
0310	Robbery - Armed	4		2	
0320	Robbery - Criminal	0		0	
0330	Robbery - Aggravated	0		0	
0310	Robbery to Person - Armed	9		6	
0320	Robbery to Person - Criminal	7		10	
0330	Robbery to Person - Aggravated	2		2	
0325	Vehicular Hijacking	0		0	
0326	Vehicular Hijacking - Aggravated	0		0	
	<b>AGG ASSAULT / AGG BATTERY</b>		<b>78</b>		<b>96</b>
0410	Attempted Murder	0		0	
0410	Battery - Aggravated	35		36	
0480	Battery - Heinous	0		0	
0485	Battery to Child - Aggravated	1		0	
0488	Aggravated Domestic Battery	19		23	
0490	Ritual Mutilation	0		0	
0495	Battery to Senior Citizen - Aggravated	0		2	
0510	Assault - Aggravated	23		35	
	<b>BURGLARY</b>		<b>115</b>		<b>109</b>
0610	Burglary - Commercial	7		8	
0610	Burglary - Non Residential	32		36	
0625	Burglary - Residential	73		61	
0650	Home Invasion	3		4	
	<b>THEFT (LARCENY)</b>		<b>319</b>		<b>315</b>
0710	Theft from Motor Vehicle	0		0	
0720	Theft - Parts/Access of Motor Vehicle	5		8	
0730	Burglary - Parts/Access of Motor Vehicle	1		1	
0760	Burglary from Motor Vehicle	61		92	
0770	Vehicular Invasion (W/Intent To Commit Theft)	0		1	
0810	Theft - Over \$500	36		38	
0820	Theft - \$500 and Under	92		69	
0860	Theft - Retail	122		104	
0865	Theft - Delivery Container	0		0	
0870	Theft - Pocket Picking	1		1	
0880	Theft - Purse Snatching	1		0	
0890	Theft - From Building	0		0	
0895	Theft - Coin Operated Machine or Device	0		1	
	<b>MOTOR VEHICLE THEFT</b>		<b>30</b>		<b>35</b>
0910	Theft of Motor Vehicle	30		35	
	<b>ARSON</b>		<b>5</b>		<b>1</b>
1010	Arson - Criminal	3		1	
1025	Arson - Aggravated	0		0	
1310	Criminal Damage (By Fire Or Explosives)	2		0	
	<b>HUMAN TRAFFICKING</b>		<b>0</b>		<b>0</b>
1050	Commercial Sex Acts	0		0	
1055	Involuntary Servitude	0		0	
	<b>GRAND TOTAL MONTH</b>		<b>580</b>		<b>583</b>

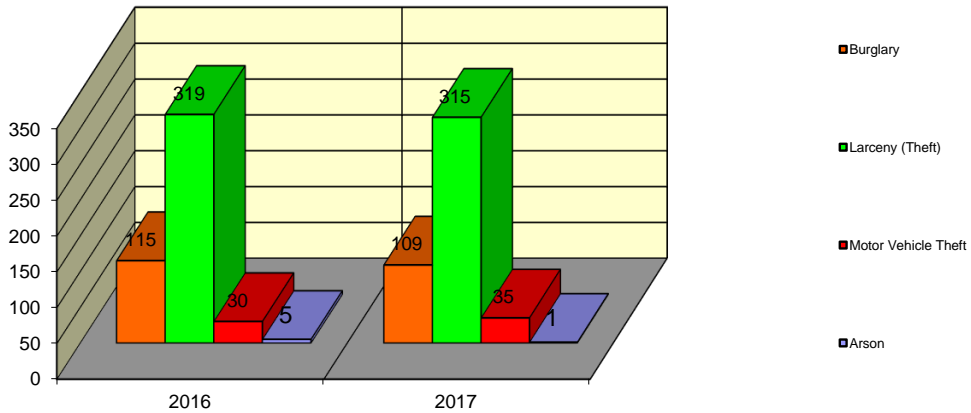
### Springfield Police Department Part I Index Crimes - City Wide - June Comparison



### Springfield Police Department Crimes Against Persons - City Wide - June Comparison



### Springfield Police Department Crimes Against Property - City Wide - June Comparison



**CITY WIDE  
PART I INDEX CRIMES BY OFFENSE HEADING  
MONTHLY COMPARISON  
JUNE**

OFFENSE HEADING	2016	2017	CHANGE
Murder	1	0	-1
Sexual Assault	10	7	-3
Robbery	22	20	-2
Agg Assault / Agg Battery	78	96	18
Burglary	115	109	-6
Theft (Larceny)	319	315	-4
Motor Vehicle Theft	30	35	5
Arson	5	1	-4
Human Trafficking	0	0	0
<b>GRAND TOTAL MONTH</b>	<b>580</b>	<b>583</b>	<b>1%</b>

A 1% increase in offenses scored for all Part I Index Crimes City Wide during the month of June 2017.

An 11% increase in offenses scored for all Crimes Against Persons City Wide during the month of June 2017.

A 2% decrease in offenses scored for all Crimes Against Property City Wide during the month of June 2017.

**CRIMES AGAINST PERSONS**

OFFENSE HEADING	2016	2017
Murder	1	0
Sexual Assault	10	7
Robbery	22	20
Agg Assault / Agg Battery	78	96
Human Trafficking	0	0
<b>TOTAL</b>	<b>111</b>	<b>123</b>
<b>TOTAL % CHANGE</b>		<b>11%</b>

**CRIMES AGAINST PROPERTY**

OFFENSE HEADING	2016	2017
Burglary	115	109
Theft (Larceny)	319	315
Motor Vehicle Theft	30	35
Arson	5	1
<b>TOTAL</b>	<b>469</b>	<b>460</b>
<b>TOTAL % CHANGE</b>		<b>-2%</b>