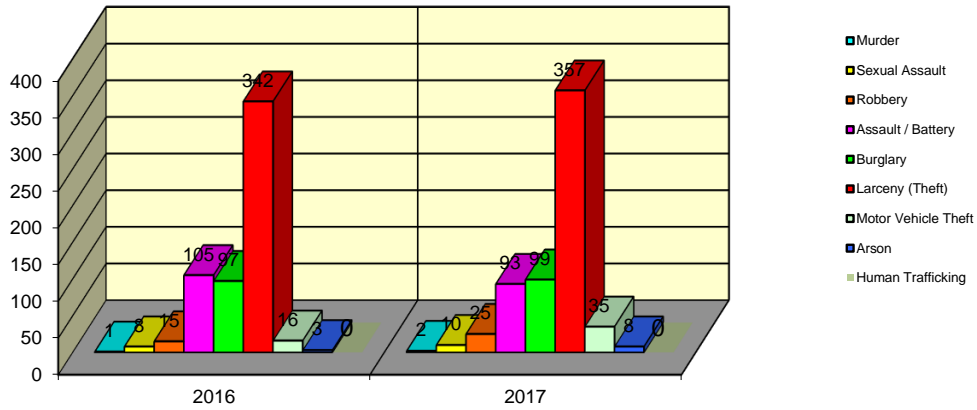


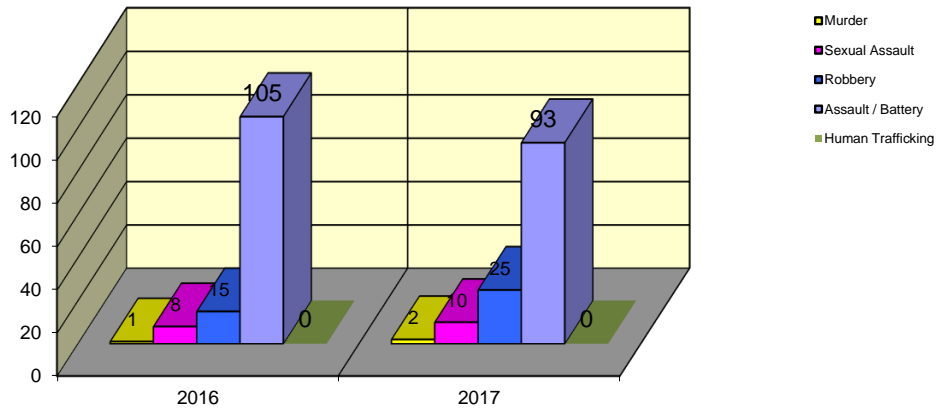
**CITY WIDE
PART I INDEX CRIMES BY OFFENSE HEADING
MONTHLY COMPARISON
MAY**

| UCR | OFFENSE HEADING | 2016 | | 2017 | |
|------|---|------|------------|------|------------|
| | MURDER | | 1 | | 2 |
| 0110 | Homicide - First Degree | 1 | | 2 | |
| 0130 | Homicide - Second Degree | 0 | | 0 | |
| | SEXUAL ASSAULT | | 8 | | 10 |
| 0260 | Sexual Assault - Criminal | 7 | | 8 | |
| 0261 | Sexual Assault - Aggravated | 1 | | 1 | |
| 0262 | Sexual Assault - Forcible Sodomy | 0 | | 0 | |
| 0280 | Pred Criminal Sexual Assault Of A Child | 0 | | 1 | |
| 0281 | Sexual Assault - With an Object | 0 | | 0 | |
| | ROBBERY | | 15 | | 25 |
| 0310 | Robbery - Armed | 0 | | 1 | |
| 0320 | Robbery - Criminal | 0 | | 0 | |
| 0330 | Robbery - Aggravated | 0 | | 0 | |
| 0310 | Robbery to Person - Armed | 6 | | 11 | |
| 0320 | Robbery to Person - Criminal | 7 | | 12 | |
| 0330 | Robbery to Person - Aggravated | 2 | | 0 | |
| 0325 | Vehicular Hijacking | 0 | | 1 | |
| 0326 | Vehicular Hijacking - Aggravated | 0 | | 0 | |
| | AGG ASSAULT / AGG BATTERY | | 105 | | 93 |
| 0410 | Attempted Murder | 0 | | 0 | |
| 0410 | Battery - Aggravated | 42 | | 39 | |
| 0480 | Battery - Heinous | 0 | | 0 | |
| 0485 | Battery to Child - Aggravated | 0 | | 0 | |
| 0488 | Aggravated Domestic Battery | 27 | | 21 | |
| 0490 | Ritual Mutilation | 0 | | 0 | |
| 0495 | Battery to Senior Citizen - Aggravated | 1 | | 1 | |
| 0510 | Assault - Aggravated | 35 | | 32 | |
| | BURGLARY | | 97 | | 99 |
| 0610 | Burglary - Commercial | 8 | | 8 | |
| 0610 | Burglary - Non Residential | 28 | | 18 | |
| 0625 | Burglary - Residential | 59 | | 70 | |
| 0650 | Home Invasion | 2 | | 3 | |
| | THEFT (LARCENY) | | 342 | | 357 |
| 0710 | Theft from Motor Vehicle | 1 | | 1 | |
| 0720 | Theft - Parts/Access of Motor Vehicle | 7 | | 6 | |
| 0730 | Burglary - Parts/Access of Motor Vehicle | 1 | | 0 | |
| 0760 | Burglary from Motor Vehicle | 61 | | 122 | |
| 0770 | Vehicular Invasion (W/Intent To Commit Theft) | 0 | | 0 | |
| 0810 | Theft - Over \$500 | 44 | | 27 | |
| 0820 | Theft - \$500 and Under | 77 | | 86 | |
| 0860 | Theft - Retail | 148 | | 115 | |
| 0865 | Theft - Delivery Container | 0 | | 0 | |
| 0870 | Theft - Pocket Picking | 3 | | 0 | |
| 0880 | Theft - Purse Snatching | 0 | | 0 | |
| 0890 | Theft - From Building | 0 | | 0 | |
| 0895 | Theft - Coin Operated Machine or Device | 0 | | 0 | |
| | MOTOR VEHICLE THEFT | | 16 | | 35 |
| 0910 | Theft of Motor Vehicle | 16 | | 35 | |
| | ARSON | | 3 | | 8 |
| 1010 | Arson - Criminal | 2 | | 3 | |
| 1025 | Arson - Aggravated | 1 | | 4 | |
| 1310 | Criminal Damage (By Fire Or Explosives) | 0 | | 1 | |
| | HUMAN TRAFFICKING | | 0 | | 0 |
| 1050 | Commercial Sex Acts | 0 | | 0 | |
| 1055 | Involuntary Servitude | 0 | | 0 | |
| | GRAND TOTAL MONTH | | 587 | | 629 |

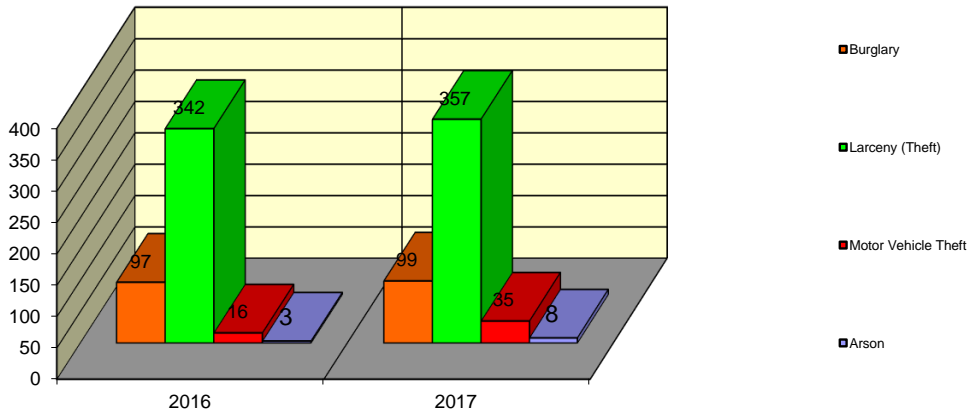
Springfield Police Department Part I Index Crimes - City Wide - May Comparison



Springfield Police Department Crimes Against Persons - City Wide - May Comparison



Springfield Police Department Crimes Against Property - City Wide - May Comparison



**CITY WIDE
PART I INDEX CRIMES BY OFFENSE HEADING
MONTHLY COMPARISON
MAY**

| OFFENSE HEADING | 2016 | 2017 | CHANGE |
|---------------------------|------------|------------|-----------|
| Murder | 1 | 2 | 1 |
| Sexual Assault | 8 | 10 | 2 |
| Robbery | 15 | 25 | 10 |
| Agg Assault / Agg Battery | 105 | 93 | -12 |
| Burglary | 97 | 99 | 2 |
| Theft (Larceny) | 342 | 357 | 15 |
| Motor Vehicle Theft | 16 | 35 | 19 |
| Arson | 3 | 8 | 5 |
| Human Trafficking | 0 | 0 | 0 |
| GRAND TOTAL MONTH | 587 | 629 | 7% |

A 7% increase in offenses scored for all Part I Index Crimes City Wide during the month of May 2017.

A 1% increase in offenses scored for all Crimes Against Persons City Wide during the month of May 2017.

A 9% increase in offenses scored for all Crimes Against Property City Wide during the month of May 2017.

CRIMES AGAINST PERSONS

| OFFENSE HEADING | 2016 | 2017 |
|---------------------------|------------|------------|
| Murder | 1 | 2 |
| Sexual Assault | 8 | 10 |
| Robbery | 15 | 25 |
| Agg Assault / Agg Battery | 105 | 93 |
| Human Trafficking | 0 | 0 |
| | | |
| TOTAL | 129 | 130 |
| TOTAL % CHANGE | | 1% |

CRIMES AGAINST PROPERTY

| OFFENSE HEADING | 2016 | 2017 |
|-----------------------|------------|------------|
| Burglary | 97 | 99 |
| Theft (Larceny) | 342 | 357 |
| Motor Vehicle Theft | 16 | 35 |
| Arson | 3 | 8 |
| | | |
| TOTAL | 458 | 499 |
| TOTAL % CHANGE | | 9% |