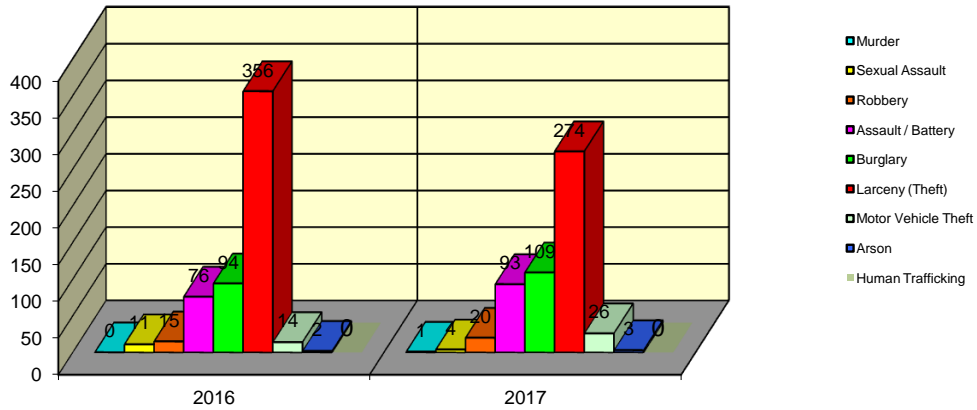


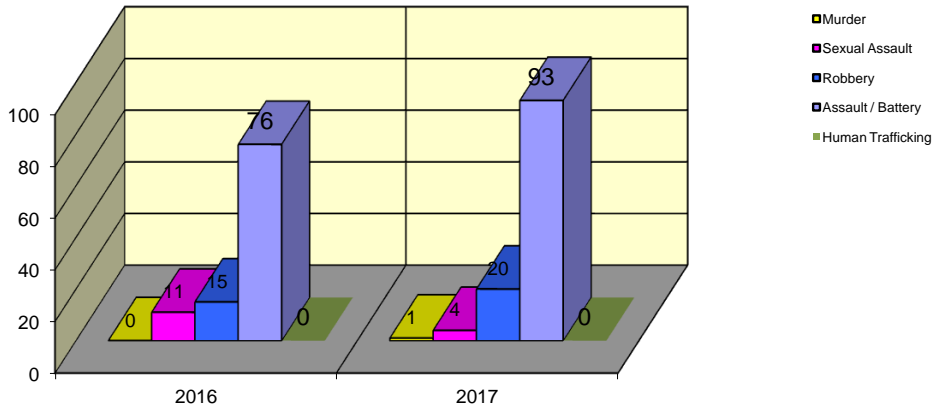
**CITY WIDE  
PART I INDEX CRIMES BY OFFENSE HEADING  
MONTHLY COMPARISON  
APRIL**

UCR	OFFENSE HEADING	2016		2017	
	<b>MURDER</b>		<b>0</b>		<b>1</b>
0110	Homicide - First Degree	0		1	
0130	Homicide - Second Degree	0		0	
	<b>SEXUAL ASSAULT</b>		<b>11</b>		<b>4</b>
0260	Sexual Assault - Criminal	7		3	
0261	Sexual Assault - Aggravated	2		0	
0262	Sexual Assault - Forcible Sodomy	0		0	
0280	Pred Criminal Sexual Assault Of A Child	1		1	
0281	Sexual Assault - With an Object	1		0	
	<b>ROBBERY</b>		<b>15</b>		<b>20</b>
0310	Robbery - Armed	1		2	
0320	Robbery - Criminal	1		1	
0330	Robbery - Aggravated	0		0	
0310	Robbery to Person - Armed	4		10	
0320	Robbery to Person - Criminal	7		7	
0330	Robbery to Person - Aggravated	1		0	
0325	Vehicular Hijacking	1		0	
0326	Vehicular Hijacking - Aggravated	0		0	
	<b>AGG ASSAULT / AGG BATTERY</b>		<b>76</b>		<b>93</b>
0410	Attempted Murder	0		0	
0410	Battery - Aggravated	26		28	
0480	Battery - Heinous	0		0	
0485	Battery to Child - Aggravated	0		0	
0488	Aggravated Domestic Battery	20		22	
0490	Ritual Mutilation	0		0	
0495	Battery to Senior Citizen - Aggravated	0		0	
0510	Assault - Aggravated	30		43	
	<b>BURGLARY</b>		<b>94</b>		<b>109</b>
0610	Burglary - Commercial	6		7	
0610	Burglary - Non Residential	29		20	
0625	Burglary - Residential	56		80	
0650	Home Invasion	3		2	
	<b>THEFT (LARCENY)</b>		<b>356</b>		<b>274</b>
0710	Theft from Motor Vehicle	6		4	
0720	Theft - Parts/Access of Motor Vehicle	10		9	
0730	Burglary - Parts/Access of Motor Vehicle	2		0	
0760	Burglary from Motor Vehicle	80		64	
0770	Vehicular Invasion (W/Intent To Commit Theft)	0		1	
0810	Theft - Over \$500	45		28	
0820	Theft - \$500 and Under	97		64	
0860	Theft - Retail	115		104	
0865	Theft - Delivery Container	0		0	
0870	Theft - Pocket Picking	1		0	
0880	Theft - Purse Snatching	0		0	
0890	Theft - From Building	0		0	
0895	Theft - Coin Operated Machine or Device	0		0	
	<b>MOTOR VEHICLE THEFT</b>		<b>14</b>		<b>26</b>
0910	Theft of Motor Vehicle	14		26	
	<b>ARSON</b>		<b>2</b>		<b>3</b>
1010	Arson - Criminal	2		3	
1025	Arson - Aggravated	0		0	
1310	Criminal Damage (By Fire Or Explosives)	0		0	
	<b>HUMAN TRAFFICKING</b>		<b>0</b>		<b>0</b>
1050	Commercial Sex Acts	0		0	
1055	Involuntary Servitude	0		0	
	<b>GRAND TOTAL MONTH</b>		<b>568</b>		<b>530</b>

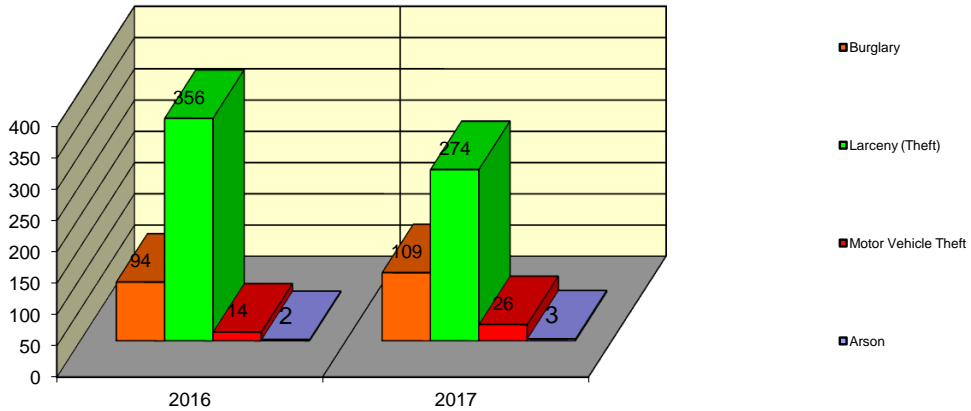
### Springfield Police Department Part I Index Crimes - City Wide - Apr Comparison



### Springfield Police Department Crimes Against Persons - City Wide - Apr Comparison



### Springfield Police Department Crimes Against Property - City Wide - Apr Comparison



**CITY WIDE  
PART I INDEX CRIMES BY OFFENSE HEADING  
MONTHLY COMPARISON  
APRIL**

OFFENSE HEADING	2016	2017	CHANGE
Murder	0	1	1
Sexual Assault	11	4	-7
Robbery	15	20	5
Agg Assault / Agg Battery	76	93	17
Burglary	94	109	15
Theft (Larceny)	356	274	-82
Motor Vehicle Theft	14	26	12
Arson	2	3	1
Human Trafficking	0	0	0
<b>GRAND TOTAL MONTH</b>	<b>568</b>	<b>530</b>	<b>-7%</b>

A 7% decrease in offenses scored for all Part I Index Crimes City Wide during the month of April 2017.

A 16% increase in offenses scored for all Crimes Against Persons City Wide during the month of April 2017.

A 12% decrease in offenses scored for all Crimes Against Property City Wide during the month of April 2017.

**CRIMES AGAINST PERSONS**

OFFENSE HEADING	2016	2017
Murder	0	1
Sexual Assault	11	4
Robbery	15	20
Agg Assault / Agg Battery	76	93
Human Trafficking	0	0
<b>TOTAL</b>	<b>102</b>	<b>118</b>
<b>TOTAL % CHANGE</b>		<b>16%</b>

**CRIMES AGAINST PROPERTY**

OFFENSE HEADING	2016	2017
Burglary	94	109
Theft (Larceny)	356	274
Motor Vehicle Theft	14	26
Arson	2	3
<b>TOTAL</b>	<b>466</b>	<b>412</b>
<b>TOTAL % CHANGE</b>		<b>-12%</b>