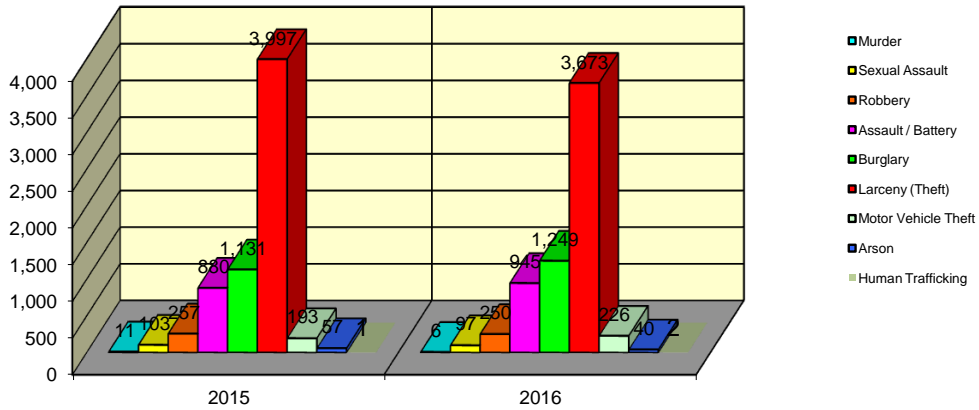


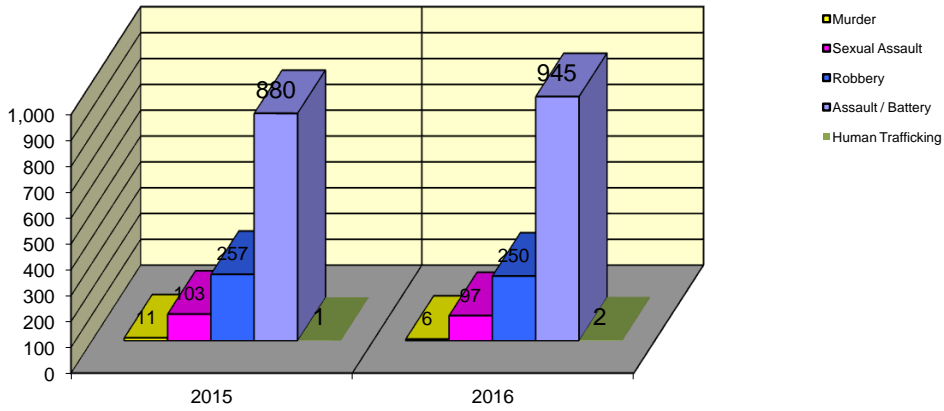
**CITY WIDE  
PART I INDEX CRIMES BY OFFENSE HEADING  
YEAR-TO-DATE COMPARISON  
JANUARY - DECEMBER**

UCR	OFFENSE HEADING	2015		2016	
	<b>MURDER</b>		<b>11</b>		<b>6</b>
0110	Homicide - First Degree	11		6	
0130	Homicide - Second Degree	0		0	
	<b>SEXUAL ASSAULT</b>		<b>103</b>		<b>97</b>
0260	Sexual Assault - Criminal	69		72	
0261	Sexual Assault - Aggravated	17		13	
0262	Sexual Assault - Forcible Sodomy	0		0	
0280	Pred Criminal Sexual Assault Of A Child	17		9	
0281	Sexual Assault - With an Object	0		3	
	<b>ROBBERY</b>		<b>257</b>		<b>250</b>
0310	Robbery - Armed	23		22	
0320	Robbery - Criminal	4		6	
0330	Robbery - Aggravated	9		5	
0310	Robbery to Person - Armed	113		112	
0320	Robbery to Person - Criminal	99		90	
0330	Robbery to Person - Aggravated	8		12	
0325	Vehicular Hijacking	0		2	
0326	Vehicular Hijacking - Aggravated	1		1	
	<b>AGG ASSAULT / AGG BATTERY</b>		<b>880</b>		<b>945</b>
0410	Attempted Murder	1		1	
0410	Battery - Aggravated	286		322	
0480	Battery - Heinous	0		0	
0485	Battery to Child - Aggravated	5		4	
0488	Aggravated Domestic Battery	255		271	
0490	Ritual Mutilation	0		0	
0495	Battery to Senior Citizen - Aggravated	0		4	
0510	Assault - Aggravated	333		343	
	<b>BURGLARY</b>		<b>1,131</b>		<b>1,249</b>
0610	Burglary - Commercial	104		119	
0610	Burglary - Non Residential	222		263	
0625	Burglary - Residential	775		844	
0650	Home Invasion	30		23	
	<b>THEFT (LARCENY)</b>		<b>3,997</b>		<b>3,673</b>
0710	Theft from Motor Vehicle	24		24	
0720	Theft - Parts/Access of Motor Vehicle	96		90	
0730	Burglary - Parts/Access of Motor Vehicle	14		18	
0760	Burglary from Motor Vehicle	700		761	
0770	Vehicular Invasion (W/Intent To Commit Theft)	3		5	
0810	Theft - Over \$500	507		470	
0820	Theft - \$500 and Under	1,077		912	
0860	Theft - Retail	1,558		1,366	
0865	Theft - Delivery Container	0		0	
0870	Theft - Pocket Picking	11		9	
0880	Theft - Purse Snatching	5		4	
0890	Theft - From Building	0		2	
0895	Theft - Coin Operated Machine or Device	2		12	
	<b>MOTOR VEHICLE THEFT</b>		<b>193</b>		<b>226</b>
0910	Theft of Motor Vehicle	193		226	
	<b>ARSON</b>		<b>57</b>		<b>40</b>
1010	Arson - Criminal	41		25	
1025	Arson - Aggravated	0		4	
1310	Criminal Damage (By Fire Or Explosives)	16		11	
	<b>HUMAN TRAFFICKING</b>		<b>1</b>		<b>2</b>
1050	Commercial Sex Acts	1		2	
1055	Involuntary Servitude	0		0	
	<b>GRAND TOTAL YEAR TO DATE</b>		<b>6,630</b>		<b>6,488</b>

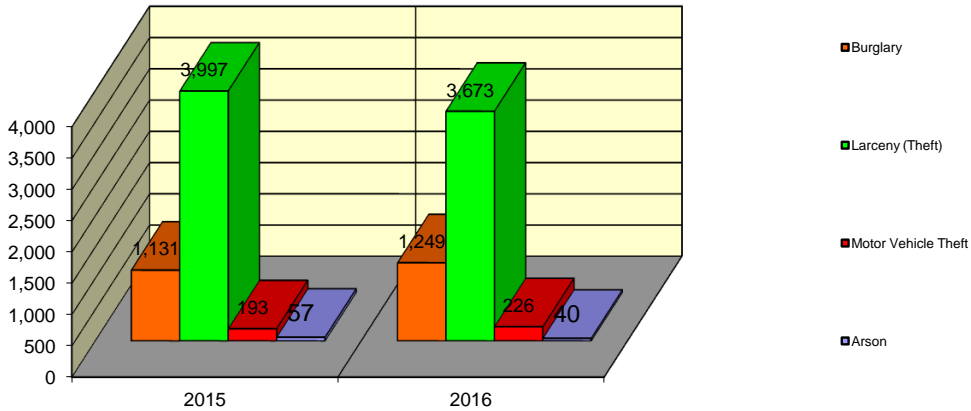
### Springfield Police Department Part I Index Crimes - City Wide - Jan-Dec Comparison



### Springfield Police Department Crimes Against Persons - City Wide - Jan-Dec Comparison



### Springfield Police Department Crimes Against Property - City Wide - Jan-Dec Comparison



**CITY WIDE  
PART I INDEX CRIMES BY OFFENSE HEADING  
YEAR-TO-DATE COMPARISON  
JANUARY - DECEMBER**

OFFENSE HEADING	2015	2016	CHANGE
Murder	11	6	-5
Sexual Assault	103	97	-6
Robbery	257	250	-7
Agg Assault / Agg Battery	880	945	65
Burglary	1131	1249	118
Theft (Larceny)	3997	3673	-324
Motor Vehicle Theft	193	226	33
Arson	57	40	-17
Human Trafficking	1	2	1
<b>GRAND TOTAL YTD</b>	<b>6,630</b>	<b>6,488</b>	<b>-2%</b>

A 2% decrease in offenses scored for all Part I Index Crimes City Wide during the months of January - December 2016.

A 4% increase in offenses scored for all Crimes Against Persons City Wide during the months of January - December 2016.

A 4% decrease in offenses scored for all Crimes Against Property City Wide during the months of January - December 2016.

**CRIMES AGAINST PERSONS**

OFFENSE HEADING	2015	2016
Murder	11	6
Sexual Assault	103	97
Robbery	257	250
Agg Assault / Agg Battery	880	945
Human Trafficking	1	2
<b>TOTAL</b>	<b>1,252</b>	<b>1,300</b>
<b>TOTAL % CHANGE</b>		<b>4%</b>

**CRIMES AGAINST PROPERTY**

OFFENSE HEADING	2015	2016
Burglary	1,131	1,249
Theft (Larceny)	3,997	3,673
Motor Vehicle Theft	193	226
Arson	57	40
<b>TOTAL</b>	<b>5,378</b>	<b>5,188</b>
<b>TOTAL % CHANGE</b>		<b>-4%</b>