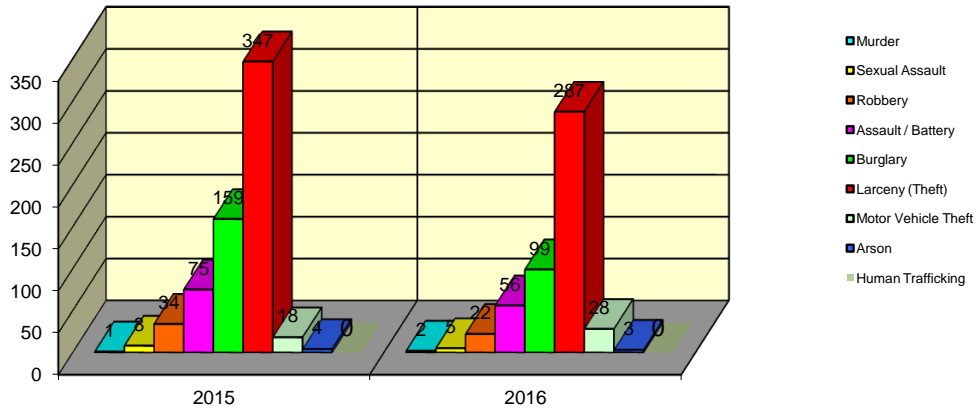


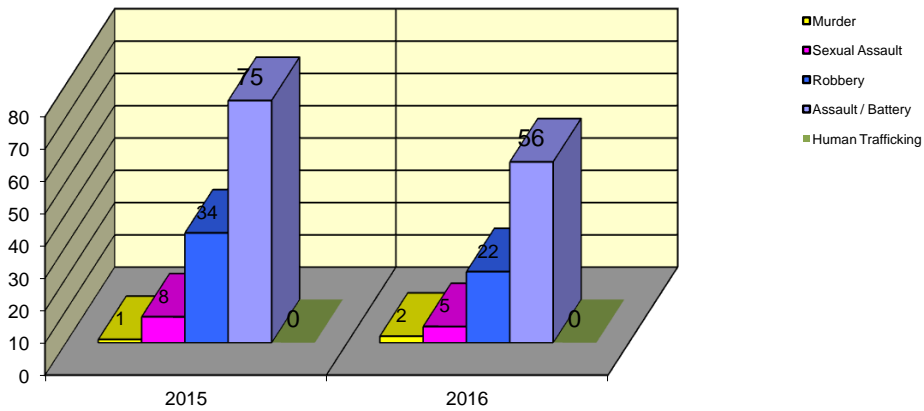
**CITY WIDE
PART I INDEX CRIMES BY OFFENSE HEADING
MONTHLY COMPARISON
DECEMBER**

UCR	OFFENSE HEADING	2015		2016	
	MURDER		1		2
0110	Homicide - First Degree	1		2	
0130	Homicide - Second Degree	0		0	
	SEXUAL ASSAULT		8		5
0260	Sexual Assault - Criminal	4		3	
0261	Sexual Assault - Aggravated	1		0	
0262	Sexual Assault - Forcible Sodomy	0		0	
0280	Pred Criminal Sexual Assault Of A Child	3		2	
0281	Sexual Assault - With an Object	0		0	
	ROBBERY		34		22
0310	Robbery - Armed	4		5	
0320	Robbery - Criminal	0		1	
0330	Robbery - Aggravated	1		2	
0310	Robbery to Person - Armed	17		8	
0320	Robbery to Person - Criminal	12		5	
0330	Robbery to Person - Aggravated	0		1	
0325	Vehicular Hijacking	0		0	
0326	Vehicular Hijacking - Aggravated	0		0	
	AGG ASSAULT / AGG BATTERY		75		56
0410	Attempted Murder	0		0	
0410	Battery - Aggravated	18		17	
0480	Battery - Heinous	0		0	
0485	Battery to Child - Aggravated	0		0	
0488	Aggravated Domestic Battery	27		25	
0490	Ritual Mutilation	0		0	
0495	Battery to Senior Citizen - Aggravated	0		0	
0510	Assault - Aggravated	30		14	
	BURGLARY		159		99
0610	Burglary - Commercial	13		10	
0610	Burglary - Non Residential	25		7	
0625	Burglary - Residential	119		81	
0650	Home Invasion	2		1	
	THEFT (LARCENY)		347		287
0710	Theft from Motor Vehicle	4		1	
0720	Theft - Parts/Access of Motor Vehicle	10		5	
0730	Burglary - Parts/Access of Motor Vehicle	3		1	
0760	Burglary from Motor Vehicle	54		56	
0770	Vehicular Invasion (W/Intent To Commit Theft)	0		0	
0810	Theft - Over \$500	42		23	
0820	Theft - \$500 and Under	94		61	
0860	Theft - Retail	138		140	
0865	Theft - Delivery Container	0		0	
0870	Theft - Pocket Picking	2		0	
0880	Theft - Purse Snatching	0		0	
0890	Theft - From Building	0		0	
0895	Theft - Coin Operated Machine or Device	0		0	
	MOTOR VEHICLE THEFT		18		28
0910	Theft of Motor Vehicle	18		28	
	ARSON		4		3
1010	Arson - Criminal	2		2	
1025	Arson - Aggravated	0		1	
1310	Criminal Damage (By Fire Or Explosives)	2		0	
	HUMAN TRAFFICKING		0		0
1050	Commercial Sex Acts	0		0	
1055	Involuntary Servitude	0		0	
	GRAND TOTAL MONTH		646		502

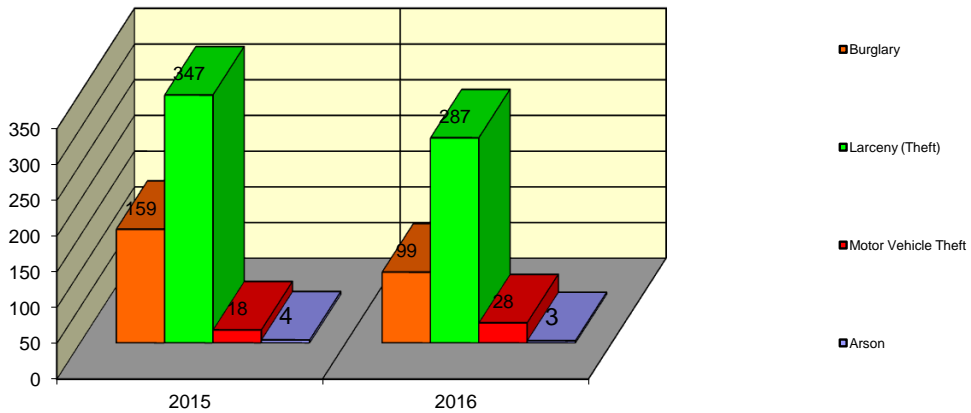
Springfield Police Department Part I Index Crimes - City Wide - December Comparison



Springfield Police Department Crimes Against Persons - City Wide - December Comparison



Springfield Police Department Crimes Against Property - City Wide - December Comparison



**CITY WIDE
PART I INDEX CRIMES BY OFFENSE HEADING
MONTHLY COMPARISON
DECEMBER**

OFFENSE HEADING	2015	2016	CHANGE
Murder	1	2	1
Sexual Assault	8	5	-3
Robbery	34	22	-12
Agg Assault / Agg Battery	75	56	-19
Burglary	159	99	-60
Theft (Larceny)	347	287	-60
Motor Vehicle Theft	18	28	10
Arson	4	3	-1
Human Trafficking	0	0	0
GRAND TOTAL MONTH	646	502	-22%

A 22% decrease in offenses scored for all Part I Index Crimes City Wide during the month of December 2016.

A 28% decrease in offenses scored for all Crimes Against Persons City Wide during the month of December 2016.

A 21% decrease in offenses scored for all Crimes Against Property City Wide during the month of December 2016.

CRIMES AGAINST PERSONS

OFFENSE HEADING	2015	2016
Murder	1	2
Sexual Assault	8	5
Robbery	34	22
Agg Assault / Agg Battery	75	56
Human Trafficking	0	0
TOTAL	118	85
TOTAL % CHANGE		-28%

CRIMES AGAINST PROPERTY

OFFENSE HEADING	2015	2016
Burglary	159	99
Theft (Larceny)	347	287
Motor Vehicle Theft	18	28
Arson	4	3
TOTAL	528	417
TOTAL % CHANGE		-21%