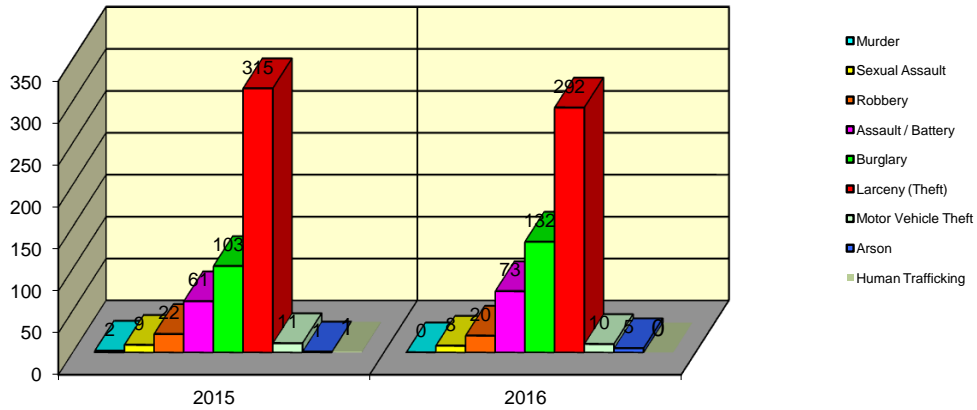


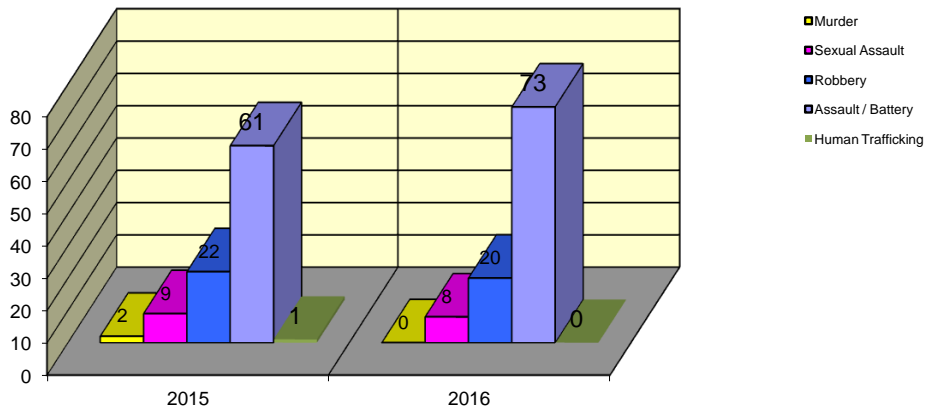
**CITY WIDE
PART I INDEX CRIMES BY OFFENSE HEADING
MONTHLY COMPARISON
NOVEMBER**

UCR	OFFENSE HEADING	2015		2016	
	MURDER		2		0
0110	Homicide - First Degree	2		0	
0130	Homicide - Second Degree	0		0	
	SEXUAL ASSAULT		9		8
0260	Sexual Assault - Criminal	7		7	
0261	Sexual Assault - Aggravated	1		1	
0262	Sexual Assault - Forcible Sodomy	0		0	
0280	Pred Criminal Sexual Assault Of A Child	1		0	
0281	Sexual Assault - With an Object	0		0	
	ROBBERY		22		20
0310	Robbery - Armed	4		3	
0320	Robbery - Criminal	0		0	
0330	Robbery - Aggravated	0		0	
0310	Robbery to Person - Armed	8		5	
0320	Robbery to Person - Criminal	9		10	
0330	Robbery to Person - Aggravated	1		2	
0325	Vehicular Hijacking	0		0	
0326	Vehicular Hijacking - Aggravated	0		0	
	AGG ASSAULT / AGG BATTERY		61		73
0410	Attempted Murder	0		0	
0410	Battery - Aggravated	20		25	
0480	Battery - Heinous	0		0	
0485	Battery to Child - Aggravated	0		0	
0488	Aggravated Domestic Battery	19		22	
0490	Ritual Mutilation	0		0	
0495	Battery to Senior Citizen - Aggravated	0		2	
0510	Assault - Aggravated	22		24	
	BURGLARY		103		132
0610	Burglary - Commercial	8		15	
0610	Burglary - Non Residential	11		22	
0625	Burglary - Residential	79		92	
0650	Home Invasion	5		3	
	THEFT (LARCENY)		315		292
0710	Theft from Motor Vehicle	0		0	
0720	Theft - Parts/Access of Motor Vehicle	3		10	
0730	Burglary - Parts/Access of Motor Vehicle	1		1	
0760	Burglary from Motor Vehicle	56		66	
0770	Vehicular Invasion (W/Intent To Commit Theft)	0		2	
0810	Theft - Over \$500	36		34	
0820	Theft - \$500 and Under	79		66	
0860	Theft - Retail	139		108	
0865	Theft - Delivery Container	0		0	
0870	Theft - Pocket Picking	1		1	
0880	Theft - Purse Snatching	0		1	
0890	Theft - From Building	0		1	
0895	Theft - Coin Operated Machine or Device	0		2	
	MOTOR VEHICLE THEFT		11		10
0910	Theft of Motor Vehicle	11		10	
	ARSON		1		5
1010	Arson - Criminal	0		2	
1025	Arson - Aggravated	0		0	
1310	Criminal Damage (By Fire Or Explosives)	1		3	
	HUMAN TRAFFICKING		1		0
1050	Commercial Sex Acts	1		0	
1055	Involuntary Servitude	0		0	
	GRAND TOTAL MONTH		525		540

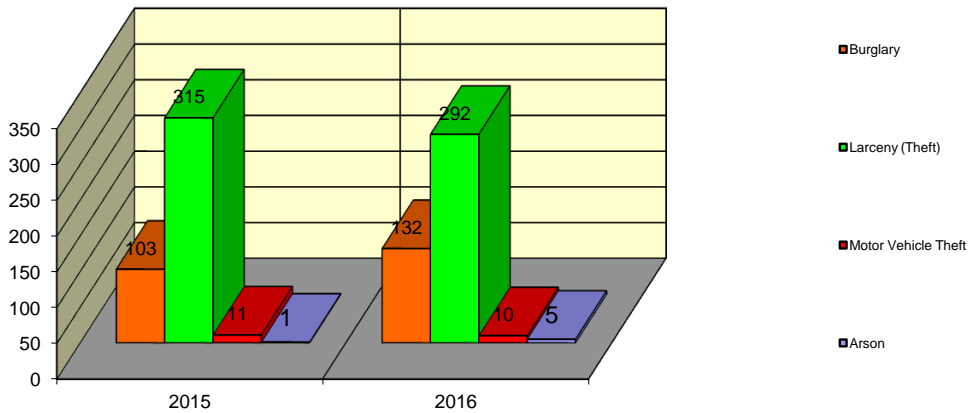
Springfield Police Department Part I Index Crimes - City Wide - November Comparison



Springfield Police Department Crimes Against Persons - City Wide - November Comparison



Springfield Police Department Crimes Against Property - City Wide - November Comparison



**CITY WIDE
PART I INDEX CRIMES BY OFFENSE HEADING
MONTHLY COMPARISON
NOVEMBER**

OFFENSE HEADING	2015	2016	CHANGE
Murder	2	0	-2
Sexual Assault	9	8	-1
Robbery	22	20	-2
Agg Assault / Agg Battery	61	73	12
Burglary	103	132	29
Theft (Larceny)	315	292	-23
Motor Vehicle Theft	11	10	-1
Arson	1	5	4
Human Trafficking	1	0	-1
GRAND TOTAL MONTH	525	540	3%

A 3% increase in offenses scored for all Part I Index Crimes City Wide during the month of November 2016.

A 6% increase in offenses scored for all Crimes Against Persons City Wide during the month of November 2016.

A 2% increase in offenses scored for all Crimes Against Property City Wide during the month of November 2016.

CRIMES AGAINST PERSONS

OFFENSE HEADING	2015	2016
Murder	2	0
Sexual Assault	9	8
Robbery	22	20
Agg Assault / Agg Battery	61	73
Human Trafficking	1	0
TOTAL	95	101
TOTAL % CHANGE		6%

CRIMES AGAINST PROPERTY

OFFENSE HEADING	2015	2016
Burglary	103	132
Theft (Larceny)	315	292
Motor Vehicle Theft	11	10
Arson	1	5
TOTAL	430	439
TOTAL % CHANGE		2%