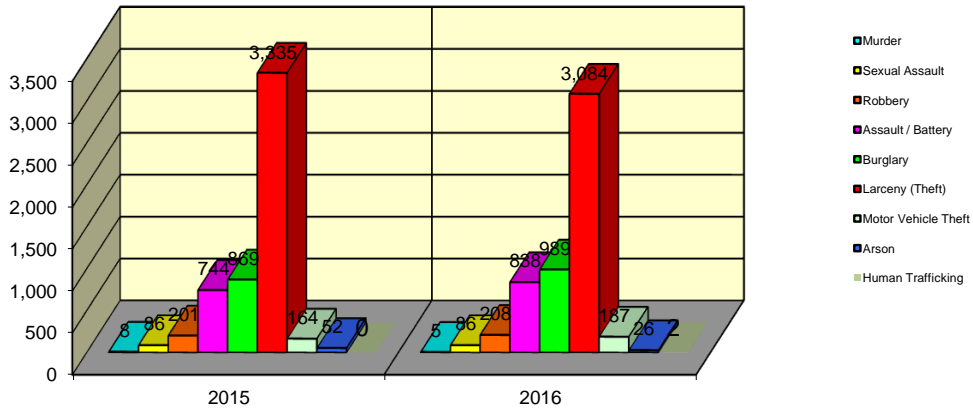


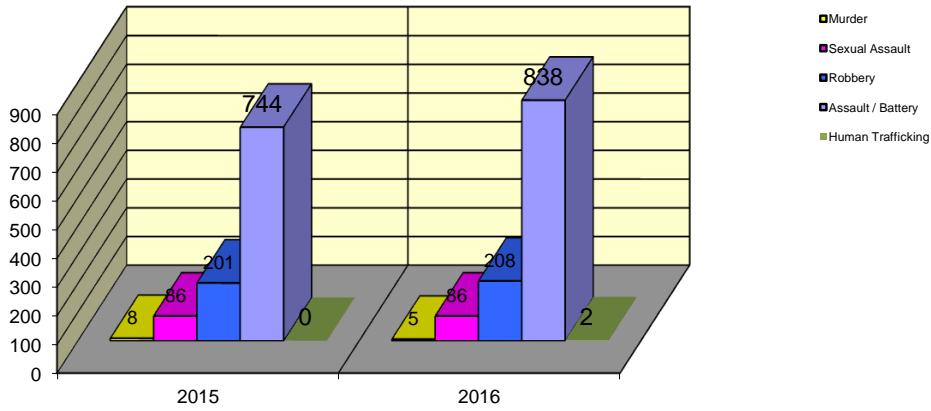
**CITY WIDE
PART I INDEX CRIMES BY OFFENSE HEADING
YEAR-TO-DATE COMPARISON
JANUARY - OCTOBER**

UCR	OFFENSE HEADING	2015		2016	
	MURDER		8		5
0110	Homicide - First Degree	8		5	
0130	Homicide - Second Degree	0		0	
	SEXUAL ASSAULT		86		86
0260	Sexual Assault - Criminal	58		62	
0261	Sexual Assault - Aggravated	15		13	
0262	Sexual Assault - Forcible Sodomy	0		0	
0280	Pred Criminal Sexual Assault Of A Child	13		8	
0281	Sexual Assault - With an Object	0		3	
	ROBBERY		201		208
0310	Robbery - Armed	15		14	
0320	Robbery - Criminal	4		5	
0330	Robbery - Aggravated	8		3	
0310	Robbery to Person - Armed	88		99	
0320	Robbery to Person - Criminal	78		75	
0330	Robbery to Person - Aggravated	7		9	
0325	Vehicular Hijacking	0		2	
0326	Vehicular Hijacking - Aggravated	1		1	
	AGG ASSAULT / AGG BATTERY		744		838
0410	Attempted Murder	1		1	
0410	Battery - Aggravated	248		276	
0480	Battery - Heinous	0		0	
0485	Battery to Child - Aggravated	5		4	
0488	Aggravated Domestic Battery	209		234	
0490	Ritual Mutilation	0		0	
0495	Battery to Senior Citizen - Aggravated	0		3	
0510	Assault - Aggravated	281		320	
	BURGLARY		869		989
0610	Burglary - Commercial	83		91	
0610	Burglary - Non Residential	186		222	
0625	Burglary - Residential	577		657	
0650	Home Invasion	23		19	
	THEFT (LARCENY)		3,335		3,084
0710	Theft from Motor Vehicle	20		22	
0720	Theft - Parts/Access of Motor Vehicle	83		73	
0730	Burglary - Parts/Access of Motor Vehicle	10		16	
0760	Burglary from Motor Vehicle	590		633	
0770	Vehicular Invasion (W/Intent To Commit Theft)	3		3	
0810	Theft - Over \$500	429		385	
0820	Theft - \$500 and Under	904		757	
0860	Theft - Retail	1,281		1,174	
0865	Theft - Delivery Container	0		0	
0870	Theft - Pocket Picking	8		8	
0880	Theft - Purse Snatching	5		3	
0890	Theft - From Building	0		0	
0895	Theft - Coin Operated Machine or Device	2		10	
	MOTOR VEHICLE THEFT		164		187
0910	Theft of Motor Vehicle	164		187	
	ARSON		52		26
1010	Arson - Criminal	39		15	
1025	Arson - Aggravated	0		3	
1310	Criminal Damage (By Fire Or Explosives)	13		8	
	HUMAN TRAFFICKING		0		2
1050	Commercial Sex Acts	0		2	
1055	Involuntary Servitude	0		0	
	GRAND TOTAL YEAR TO DATE		5,459		5,425

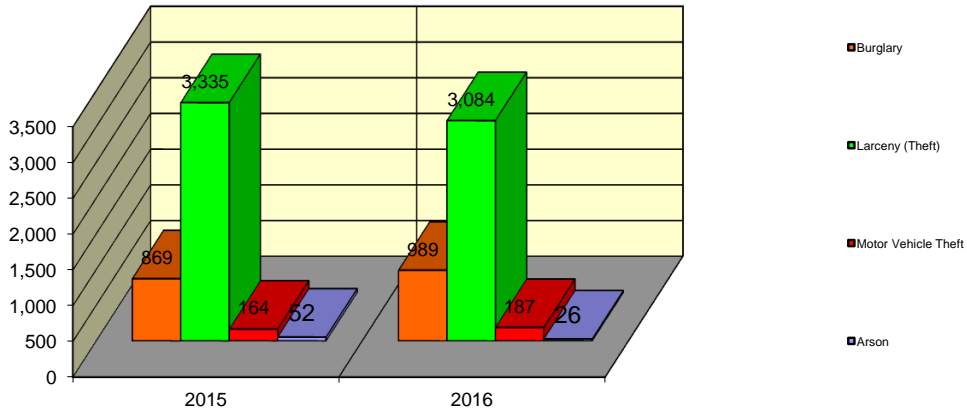
Springfield Police Department Part I Index Crimes - City Wide - Jan-Oct Comparison



Springfield Police Department Crimes Against Persons - City Wide - Jan-Oct Comparison



Springfield Police Department Crimes Against Property - City Wide - Jan-Oct Comparison



**CITY WIDE
PART I INDEX CRIMES BY OFFENSE HEADING
YEAR-TO-DATE COMPARISON
JANUARY - OCTOBER**

OFFENSE HEADING	2015	2016	CHANGE
Murder	8	5	-3
Sexual Assault	86	86	0
Robbery	201	208	7
Agg Assault / Agg Battery	744	838	94
Burglary	869	989	120
Theft (Larceny)	3335	3084	-251
Motor Vehicle Theft	164	187	23
Arson	52	26	-26
Human Trafficking	0	2	2
GRAND TOTAL YTD	5,459	5,423	-1%

A 1% decrease in offenses scored for all Part I Index Crimes City Wide during the months of January - October 2016.

A 10% increase in offenses scored for all Crimes Against Persons City Wide during the months of January - October 2016.

A 3% decrease in offenses scored for all Crimes Against Property City Wide during the months of January - October 2016.

CRIMES AGAINST PERSONS

OFFENSE HEADING	2015	2016
Murder	8	5
Sexual Assault	86	86
Robbery	201	208
Agg Assault / Agg Battery	744	838
Human Trafficking	0	2
TOTAL	1,039	1,139
TOTAL % CHANGE		10%

CRIMES AGAINST PROPERTY

OFFENSE HEADING	2015	2016
Burglary	869	989
Theft (Larceny)	3,335	3,084
Motor Vehicle Theft	164	187
Arson	52	26
TOTAL	4,420	4,286
TOTAL % CHANGE		-3%