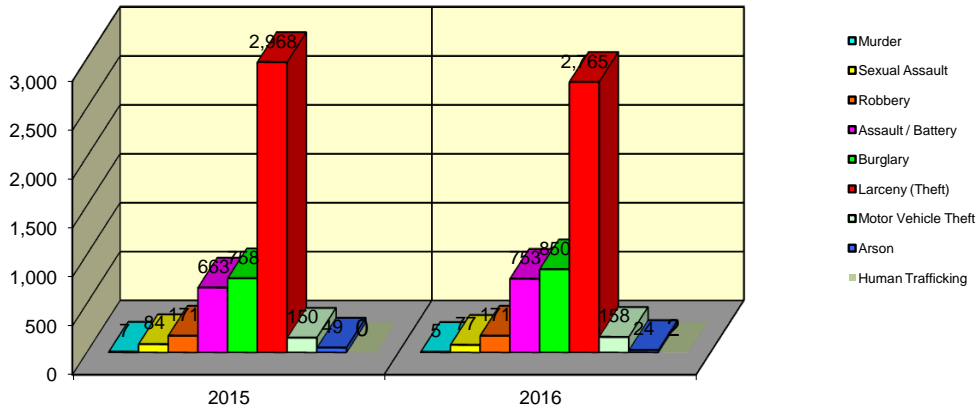


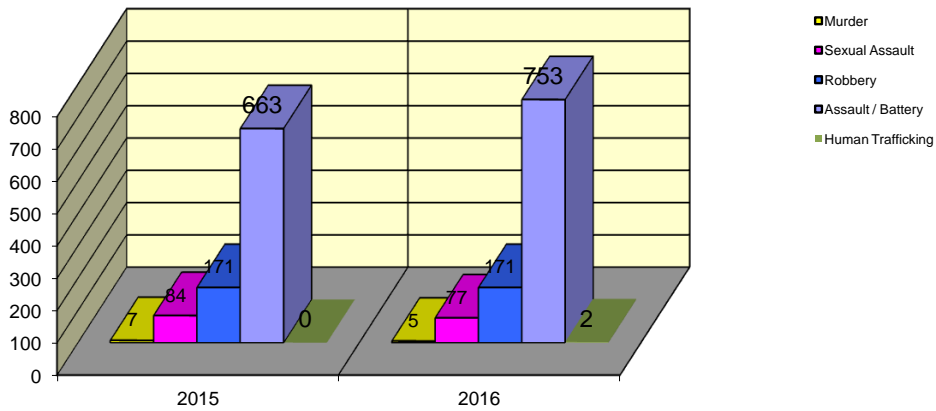
**CITY WIDE
PART I INDEX CRIMES BY OFFENSE HEADING
YEAR-TO-DATE COMPARISON
JANUARY - SEPTEMBER**

UCR	OFFENSE HEADING	2015		2016	
	MURDER		7		5
0110	Homicide - First Degree	7		5	
0130	Homicide - Second Degree	0		0	
	SEXUAL ASSAULT		84		77
0260	Sexual Assault - Criminal	56		54	
0261	Sexual Assault - Aggravated	15		13	
0262	Sexual Assault - Forcible Sodomy	0		0	
0280	Pred Criminal Sexual Assault Of A Child	13		8	
0281	Sexual Assault - With an Object	0		2	
	ROBBERY		171		171
0310	Robbery - Armed	12		11	
0320	Robbery - Criminal	2		3	
0330	Robbery - Aggravated	7		3	
0310	Robbery to Person - Armed	78		75	
0320	Robbery to Person - Criminal	65		68	
0330	Robbery to Person - Aggravated	7		9	
0325	Vehicular Hijacking	0		2	
0326	Vehicular Hijacking - Aggravated	0		0	
	AGG ASSAULT / AGG BATTERY		663		753
0410	Attempted Murder	1		1	
0410	Battery - Aggravated	220		248	
0480	Battery - Heinous	0		0	
0485	Battery to Child - Aggravated	5		4	
0488	Aggravated Domestic Battery	193		216	
0490	Ritual Mutilation	0		0	
0495	Battery to Senior Citizen - Aggravated	0		3	
0510	Assault - Aggravated	244		281	
	BURGLARY		758		850
0610	Burglary - Commercial	66		80	
0610	Burglary - Non Residential	161		196	
0625	Burglary - Residential	509		557	
0650	Home Invasion	22		17	
	THEFT (LARCENY)		2,968		2,765
0710	Theft from Motor Vehicle	18		21	
0720	Theft - Parts/Access of Motor Vehicle	78		63	
0730	Burglary - Parts/Access of Motor Vehicle	10		12	
0760	Burglary from Motor Vehicle	522		567	
0770	Vehicular Invasion (W/Intent To Commit Theft)	3		3	
0810	Theft - Over \$500	379		345	
0820	Theft - \$500 and Under	797		669	
0860	Theft - Retail	1,146		1,069	
0865	Theft - Delivery Container	0		0	
0870	Theft - Pocket Picking	8		7	
0880	Theft - Purse Snatching	5		2	
0890	Theft - From Building	0		0	
0895	Theft - Coin Operated Machine or Device	2		7	
	MOTOR VEHICLE THEFT		150		158
0910	Theft of Motor Vehicle	150		158	
	ARSON		49		24
1010	Arson - Criminal	37		14	
1025	Arson - Aggravated	0		3	
1310	Criminal Damage (By Fire Or Explosives)	12		7	
	HUMAN TRAFFICKING		0		2
1050	Commercial Sex Acts	0		2	
1055	Involuntary Servitude	0		0	
	GRAND TOTAL YEAR TO DATE		4,850		4,805

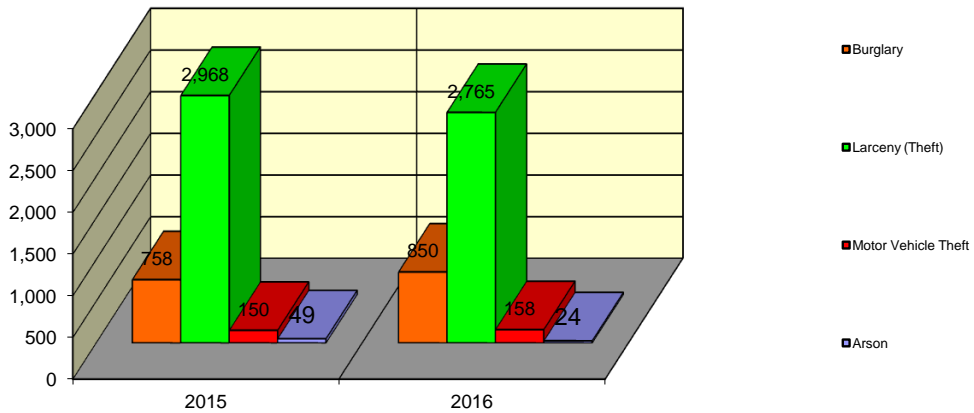
Springfield Police Department Part I Index Crimes - City Wide - Jan-Sep Comparison



Springfield Police Department Crimes Against Persons - City Wide - Jan-Sep Comparison



Springfield Police Department Crimes Against Property - City Wide - Jan-Sep Comparison



**CITY WIDE
PART I INDEX CRIMES BY OFFENSE HEADING
YEAR-TO-DATE COMPARISON
JANUARY - SEPTEMBER**

OFFENSE HEADING	2015	2016	CHANGE
Murder	7	5	-2
Sexual Assault	84	77	-7
Robbery	171	171	0
Agg Assault / Agg Battery	663	753	90
Burglary	758	850	92
Theft (Larceny)	2968	2765	-203
Motor Vehicle Theft	150	158	8
Arson	49	24	-25
Human Trafficking	0	2	2
GRAND TOTAL YTD	4,850	4,803	-1%

A 1% decrease in offenses scored for all Part I Index Crimes City Wide during the months of January - September 2016.

A 9% increase in offenses scored for all Crimes Against Persons City Wide during the months of January - September 2016.

A 3% decrease in offenses scored for all Crimes Against Property City Wide during the months of January - September 2016.

CRIMES AGAINST PERSONS

OFFENSE HEADING	2015	2016
Murder	7	5
Sexual Assault	84	77
Robbery	171	171
Agg Assault / Agg Battery	663	753
Human Trafficking	0	2
TOTAL	925	1,008
TOTAL % CHANGE		9%

CRIMES AGAINST PROPERTY

OFFENSE HEADING	2015	2016
Burglary	758	850
Theft (Larceny)	2,968	2,765
Motor Vehicle Theft	150	158
Arson	49	24
TOTAL	3,925	3,797
TOTAL % CHANGE		-3%