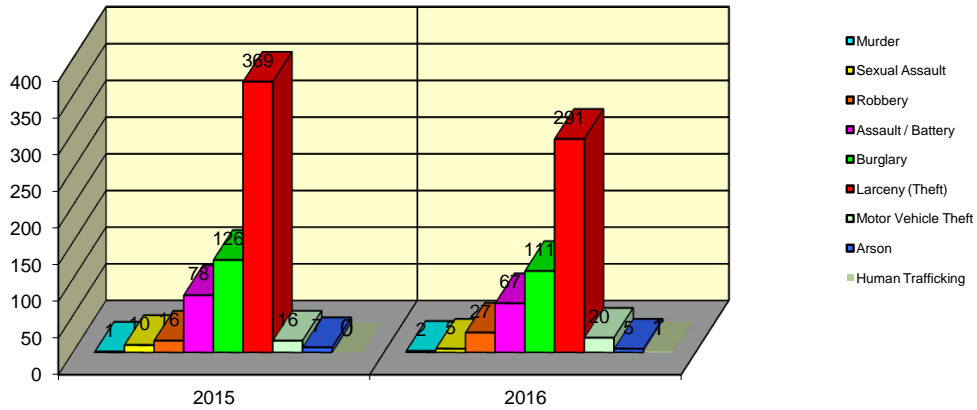


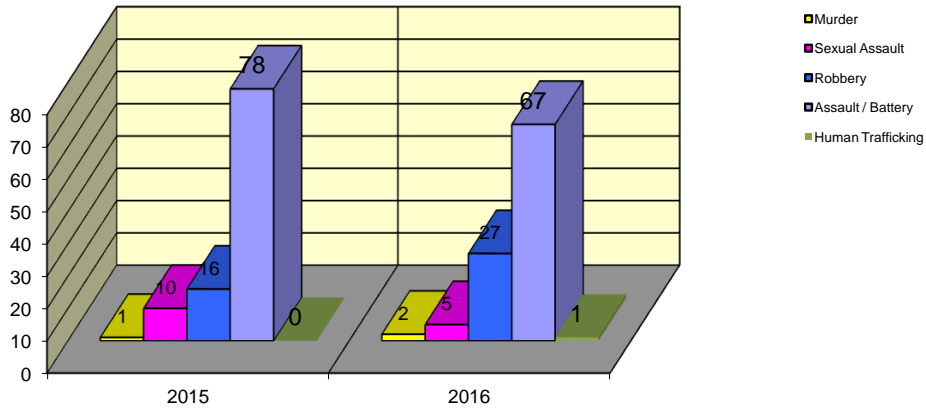
**CITY WIDE
PART I INDEX CRIMES BY OFFENSE HEADING
MONTHLY COMPARISON
SEPTEMBER**

UCR	OFFENSE HEADING	2015		2016	
	MURDER		1		2
0110	Homicide - First Degree	1		2	
0130	Homicide - Second Degree	0		0	
	SEXUAL ASSAULT		10		5
0260	Sexual Assault - Criminal	7		5	
0261	Sexual Assault - Aggravated	2		0	
0262	Sexual Assault - Forcible Sodomy	0		0	
0280	Pred Criminal Sexual Assault Of A Child	1		0	
0281	Sexual Assault - With an Object	0		0	
	ROBBERY		16		27
0310	Robbery - Armed	1		1	
0320	Robbery - Criminal	0		0	
0330	Robbery - Aggravated	2		1	
0310	Robbery to Person - Armed	3		11	
0320	Robbery to Person - Criminal	10		12	
0330	Robbery to Person - Aggravated	0		2	
0325	Vehicular Hijacking	0		0	
0326	Vehicular Hijacking - Aggravated	0		0	
	AGG ASSAULT / AGG BATTERY		78		67
0410	Attempted Murder	0		0	
0410	Battery - Aggravated	26		26	
0480	Battery - Heinous	0		0	
0485	Battery to Child - Aggravated	1		0	
0488	Aggravated Domestic Battery	17		21	
0490	Ritual Mutilation	0		0	
0495	Battery to Senior Citizen - Aggravated	0		0	
0510	Assault - Aggravated	34		20	
	BURGLARY		126		111
0610	Burglary - Commercial	11		19	
0610	Burglary - Non Residential	27		23	
0625	Burglary - Residential	86		68	
0650	Home Invasion	2		1	
	THEFT (LARCENY)		369		291
0710	Theft from Motor Vehicle	2		2	
0720	Theft - Parts/Access of Motor Vehicle	7		5	
0730	Burglary - Parts/Access of Motor Vehicle	1		1	
0760	Burglary from Motor Vehicle	71		45	
0770	Vehicular Invasion (W/Intent To Commit Theft)	2		0	
0810	Theft - Over \$500	47		47	
0820	Theft - \$500 and Under	102		72	
0860	Theft - Retail	134		115	
0865	Theft - Delivery Container	0		0	
0870	Theft - Pocket Picking	3		0	
0880	Theft - Purse Snatching	0		0	
0890	Theft - From Building	0		0	
0895	Theft - Coin Operated Machine or Device	0		4	
	MOTOR VEHICLE THEFT		16		20
0910	Theft of Motor Vehicle	16		20	
	ARSON		7		5
1010	Arson - Criminal	7		1	
1025	Arson - Aggravated	0		0	
1310	Criminal Damage (By Fire Or Explosives)	0		4	
	HUMAN TRAFFICKING		0		1
1050	Commercial Sex Acts	0		1	
1055	Involuntary Servitude	0		0	
	GRAND TOTAL MONTH		623		529

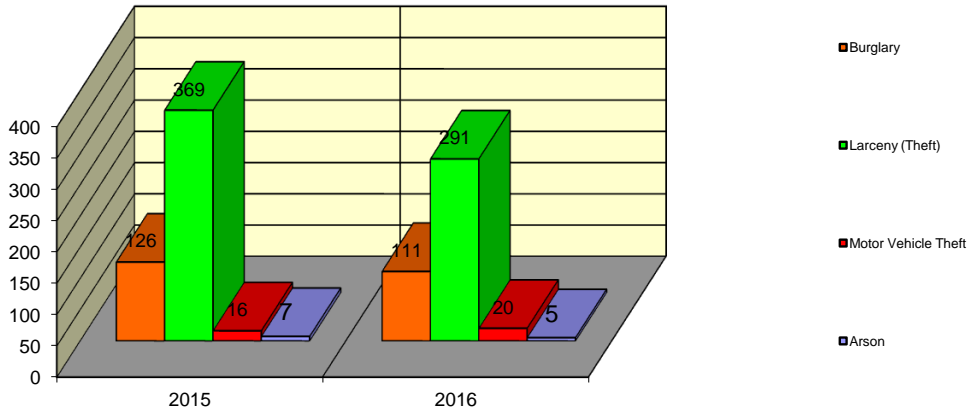
Springfield Police Department Part I Index Crimes - City Wide - September Comparison



Springfield Police Department Crimes Against Persons - City Wide - September Comparison



Springfield Police Department Crimes Against Property - City Wide - September Comparison



**CITY WIDE
PART I INDEX CRIMES BY OFFENSE HEADING
MONTHLY COMPARISON
SEPTEMBER**

OFFENSE HEADING	2015	2016	CHANGE
Murder	1	2	1
Sexual Assault	10	5	-5
Robbery	16	27	11
Agg Assault / Agg Battery	78	67	-11
Burglary	126	111	-15
Theft (Larceny)	369	291	-78
Motor Vehicle Theft	16	20	4
Arson	7	5	-2
Human Trafficking	0	1	1
GRAND TOTAL MONTH	623	528	-15%

A 15% decrease in offenses scored for all Part I Index Crimes City Wide during the month of September 2016.

A 3% decrease in offenses scored for all Crimes Against Persons City Wide during the month of September 2016.

An 18% decrease in offenses scored for all Crimes Against Property City Wide during the month of September 2016.

CRIMES AGAINST PERSONS

OFFENSE HEADING	2015	2016
Murder	1	2
Sexual Assault	10	5
Robbery	16	27
Agg Assault / Agg Battery	78	67
Human Trafficking	0	1
TOTAL	105	102
TOTAL % CHANGE		-3%

CRIMES AGAINST PROPERTY

OFFENSE HEADING	2015	2016
Burglary	126	111
Theft (Larceny)	369	291
Motor Vehicle Theft	16	20
Arson	7	5
TOTAL	518	427
TOTAL % CHANGE		-18%