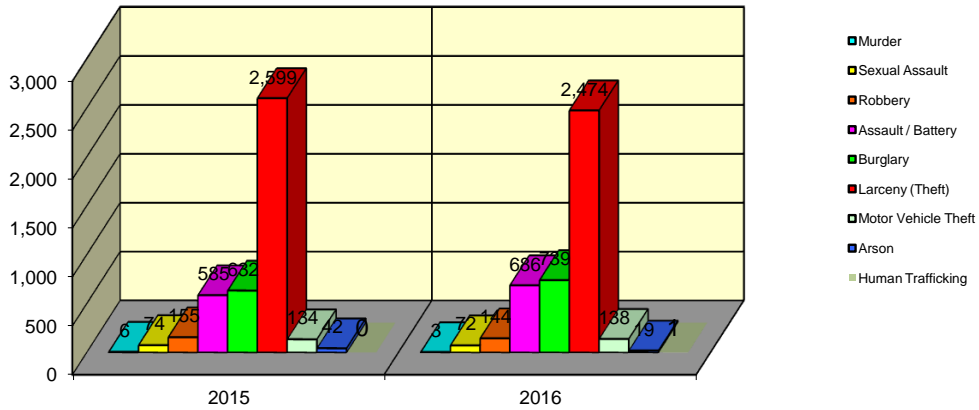


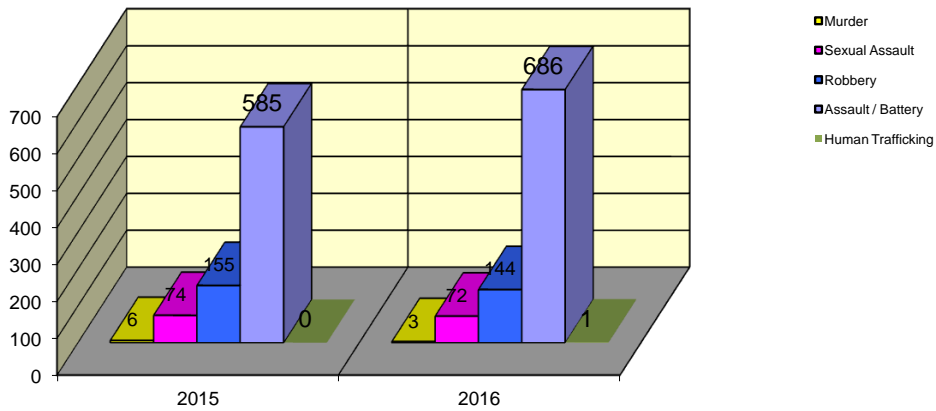
**CITY WIDE
PART I INDEX CRIMES BY OFFENSE HEADING
YEAR-TO-DATE COMPARISON
JANUARY - AUGUST**

UCR	OFFENSE HEADING	2015		2016	
	MURDER		6		3
0110	Homicide - First Degree	6		3	
0130	Homicide - Second Degree	0		0	
	SEXUAL ASSAULT		74		72
0260	Sexual Assault - Criminal	49		49	
0261	Sexual Assault - Aggravated	13		13	
0262	Sexual Assault - Forcible Sodomy	0		0	
0280	Pred Criminal Sexual Assault Of A Child	12		8	
0281	Sexual Assault - With an Object	0		2	
	ROBBERY		155		144
0310	Robbery - Armed	11		10	
0320	Robbery - Criminal	2		3	
0330	Robbery - Aggravated	5		2	
0310	Robbery to Person - Armed	75		64	
0320	Robbery to Person - Criminal	55		56	
0330	Robbery to Person - Aggravated	7		7	
0325	Vehicular Hijacking	0		2	
0326	Vehicular Hijacking - Aggravated	0		0	
	AGG ASSAULT / AGG BATTERY		585		686
0410	Attempted Murder	1		1	
0410	Battery - Aggravated	194		222	
0480	Battery - Heinous	0		0	
0485	Battery to Child - Aggravated	4		4	
0488	Aggravated Domestic Battery	176		195	
0490	Ritual Mutilation	0		0	
0495	Battery to Senior Citizen - Aggravated	0		3	
0510	Assault - Aggravated	210		261	
	BURGLARY		632		739
0610	Burglary - Commercial	55		61	
0610	Burglary - Non Residential	134		173	
0625	Burglary - Residential	423		489	
0650	Home Invasion	20		16	
	THEFT (LARCENY)		2,599		2,474
0710	Theft from Motor Vehicle	16		19	
0720	Theft - Parts/Access of Motor Vehicle	71		58	
0730	Burglary - Parts/Access of Motor Vehicle	9		11	
0760	Burglary from Motor Vehicle	451		522	
0770	Vehicular Invasion (W/Intent To Commit Theft)	1		3	
0810	Theft - Over \$500	332		298	
0820	Theft - \$500 and Under	695		597	
0860	Theft - Retail	1,012		954	
0865	Theft - Delivery Container	0		0	
0870	Theft - Pocket Picking	5		7	
0880	Theft - Purse Snatching	5		2	
0890	Theft - From Building	0		0	
0895	Theft - Coin Operated Machine or Device	2		3	
	MOTOR VEHICLE THEFT		134		138
0910	Theft of Motor Vehicle	134		138	
	ARSON		42		19
1010	Arson - Criminal	30		13	
1025	Arson - Aggravated	0		3	
1310	Criminal Damage (By Fire Or Explosives)	12		3	
	HUMAN TRAFFICKING		0		1
1050	Commercial Sex Acts	0		1	
1055	Involuntary Servitude	0		0	
	GRAND TOTAL YEAR TO DATE		4,227		4,276

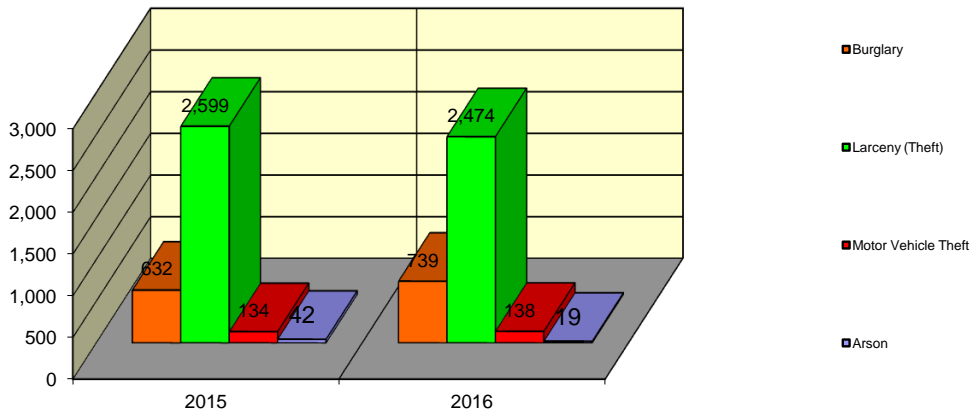
Springfield Police Department Part I Index Crimes - City Wide - Jan-Aug Comparison



Springfield Police Department Crimes Against Persons - City Wide - Jan-Aug Comparison



Springfield Police Department Crimes Against Property - City Wide - Jan-Aug Comparison



**CITY WIDE
PART I INDEX CRIMES BY OFFENSE HEADING
YEAR-TO-DATE COMPARISON
JANUARY - AUGUST**

OFFENSE HEADING	2015	2016	CHANGE
Murder	6	3	-3
Sexual Assault	74	72	-2
Robbery	155	144	-11
Agg Assault / Agg Battery	585	686	101
Burglary	632	739	107
Theft (Larceny)	2599	2474	-125
Motor Vehicle Theft	134	138	4
Arson	42	19	-23
Human Trafficking	0	1	1
GRAND TOTAL YTD	4,227	4,275	1%

A 1% increase in offenses scored for all Part I Index Crimes City Wide during the months of January - August 2016.

A 10% increase in offenses scored for all Crimes Against Persons City Wide during the months of January - August 2016.

A 1% decrease in offenses scored for all Crimes Against Property City Wide during the months of January - August 2016.

CRIMES AGAINST PERSONS

OFFENSE HEADING	2015	2016
Murder	6	3
Sexual Assault	74	72
Robbery	155	144
Agg Assault / Agg Battery	585	686
Human Trafficking	0	1
TOTAL	820	906
TOTAL % CHANGE		10%

CRIMES AGAINST PROPERTY

OFFENSE HEADING	2015	2016
Burglary	632	739
Theft (Larceny)	2,599	2,474
Motor Vehicle Theft	134	138
Arson	42	19
TOTAL	3,407	3,370
TOTAL % CHANGE		-1%