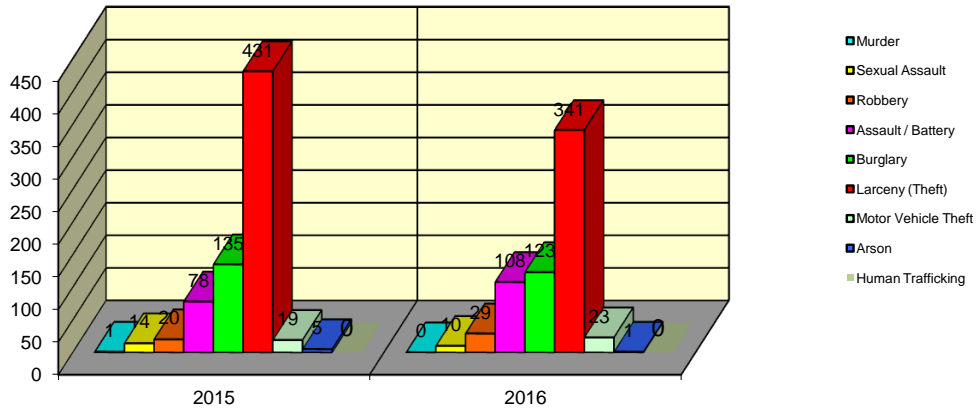


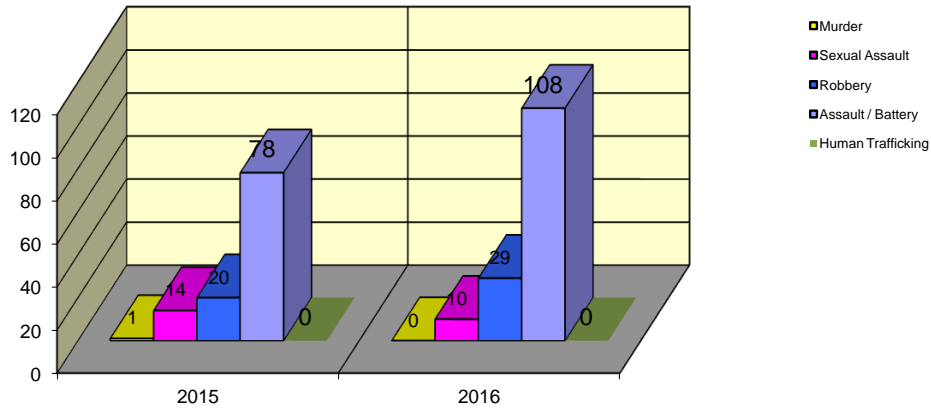
**CITY WIDE
PART I INDEX CRIMES BY OFFENSE HEADING
MONTHLY COMPARISON
AUGUST**

UCR	OFFENSE HEADING	2015		2016	
	MURDER		1		0
0110	Homicide - First Degree	1		0	
0130	Homicide - Second Degree	0		0	
	SEXUAL ASSAULT		14		10
0260	Sexual Assault - Criminal	8		5	
0261	Sexual Assault - Aggravated	4		4	
0262	Sexual Assault - Forcible Sodomy	0		0	
0280	Pred Criminal Sexual Assault Of A Child	2		1	
0281	Sexual Assault - With an Object	0		0	
	ROBBERY		20		29
0310	Robbery - Armed	1		1	
0320	Robbery - Criminal	0		1	
0330	Robbery - Aggravated	2		1	
0310	Robbery to Person - Armed	4		15	
0320	Robbery to Person - Criminal	11		9	
0330	Robbery to Person - Aggravated	2		2	
0325	Vehicular Hijacking	0		0	
0326	Vehicular Hijacking - Aggravated	0		0	
	AGG ASSAULT / AGG BATTERY		78		108
0410	Attempted Murder	0		0	
0410	Battery - Aggravated	21		30	
0480	Battery - Heinous	0		0	
0485	Battery to Child - Aggravated	0		1	
0488	Aggravated Domestic Battery	22		25	
0490	Ritual Mutilation	0		0	
0495	Battery to Senior Citizen - Aggravated	0		0	
0510	Assault - Aggravated	35		52	
	BURGLARY		135		123
0610	Burglary - Commercial	10		8	
0610	Burglary - Non Residential	26		28	
0625	Burglary - Residential	96		86	
0650	Home Invasion	3		1	
	THEFT (LARCENY)		431		341
0710	Theft from Motor Vehicle	1		0	
0720	Theft - Parts/Access of Motor Vehicle	8		10	
0730	Burglary - Parts/Access of Motor Vehicle	3		2	
0760	Burglary from Motor Vehicle	76		97	
0770	Vehicular Invasion (W/Intent To Commit Theft)	0		1	
0810	Theft - Over \$500	61		46	
0820	Theft - \$500 and Under	118		75	
0860	Theft - Retail	163		108	
0865	Theft - Delivery Container	0		0	
0870	Theft - Pocket Picking	0		1	
0880	Theft - Purse Snatching	1		1	
0890	Theft - From Building	0		0	
0895	Theft - Coin Operated Machine or Device	0		0	
	MOTOR VEHICLE THEFT		19		23
0910	Theft of Motor Vehicle	19		23	
	ARSON		5		1
1010	Arson - Criminal	4		1	
1025	Arson - Aggravated	0		0	
1310	Criminal Damage (By Fire Or Explosives)	1		0	
	HUMAN TRAFFICKING		0		0
1050	Commercial Sex Acts	0		0	
1055	Involuntary Servitude	0		0	
	GRAND TOTAL MONTH		703		635

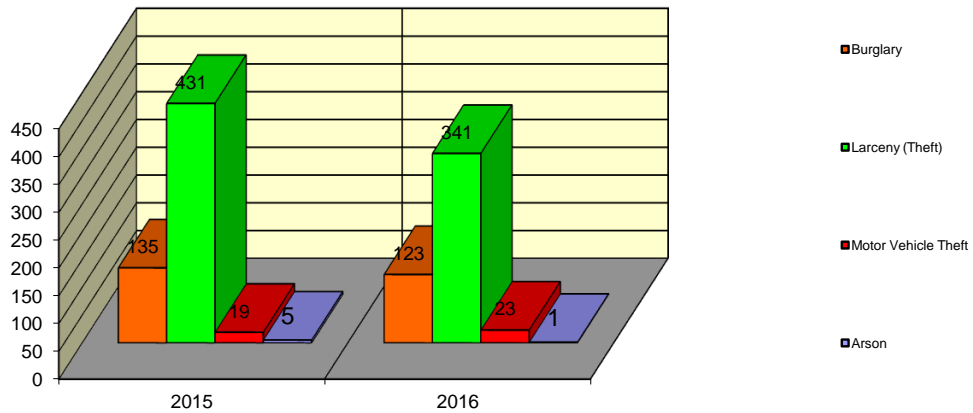
Springfield Police Department Part I Index Crimes - City Wide - August Comparison



Springfield Police Department Crimes Against Persons - City Wide - August Comparison



Springfield Police Department Crimes Against Property - City Wide - August Comparison



**CITY WIDE
PART I INDEX CRIMES BY OFFENSE HEADING
MONTHLY COMPARISON
AUGUST**

OFFENSE HEADING	2015	2016	CHANGE
Murder	1	0	-1
Sexual Assault	14	10	-4
Robbery	20	29	9
Agg Assault / Agg Battery	78	108	30
Burglary	135	123	-12
Theft (Larceny)	431	341	-90
Motor Vehicle Theft	19	23	4
Arson	5	1	-4
Human Trafficking	0	0	0
GRAND TOTAL MONTH	703	635	-10%

A 10% decrease in offenses scored for all Part I Index Crimes City Wide during the month of August 2016.

A 30% increase in offenses scored for all Crimes Against Persons City Wide during the month of August 2016.

A 17% decrease in offenses scored for all Crimes Against Property City Wide during the month of August 2016.

CRIMES AGAINST PERSONS

OFFENSE HEADING	2015	2016
Murder	1	0
Sexual Assault	14	10
Robbery	20	29
Agg Assault / Agg Battery	78	108
Human Trafficking	0	0
TOTAL	113	147
TOTAL % CHANGE		30%

CRIMES AGAINST PROPERTY

OFFENSE HEADING	2015	2016
Burglary	135	123
Theft (Larceny)	431	341
Motor Vehicle Theft	19	23
Arson	5	1
TOTAL	590	488
TOTAL % CHANGE		-17%