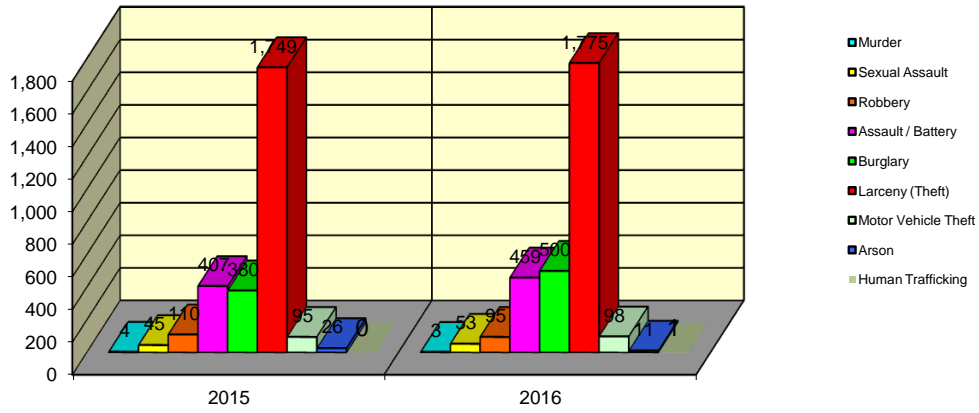


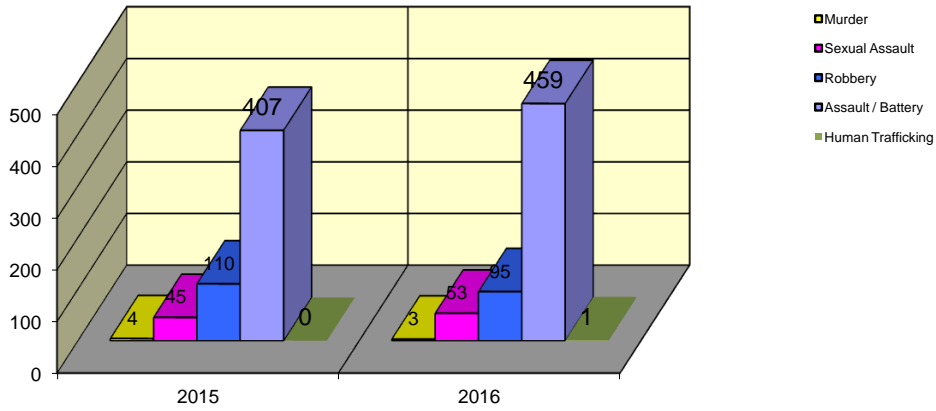
**CITY WIDE  
PART I INDEX CRIMES BY OFFENSE HEADING  
YEAR-TO-DATE COMPARISON  
JANUARY - JUNE**

UCR	OFFENSE HEADING	2015		2016	
	<b>MURDER</b>		<b>4</b>		<b>3</b>
0110	Homicide - First Degree	4		3	
0130	Homicide - Second Degree	0		0	
	<b>SEXUAL ASSAULT</b>		<b>45</b>		<b>53</b>
0260	Sexual Assault - Criminal	31		36	
0261	Sexual Assault - Aggravated	9		9	
0262	Sexual Assault - Forcible Sodomy	0		0	
0280	Pred Criminal Sexual Assault Of A Child	5		6	
0281	Sexual Assault - With an Object	0		2	
	<b>ROBBERY</b>		<b>110</b>		<b>95</b>
0310	Robbery - Armed	5		9	
0320	Robbery - Criminal	1		2	
0330	Robbery - Aggravated	3		1	
0310	Robbery to Person - Armed	55		38	
0320	Robbery to Person - Criminal	41		38	
0330	Robbery to Person - Aggravated	5		5	
0325	Vehicular Hijacking	0		2	
0326	Vehicular Hijacking - Aggravated	0		0	
	<b>AGG ASSAULT / AGG BATTERY</b>		<b>407</b>		<b>459</b>
0410	Attempted Murder	1		1	
0410	Battery - Aggravated	141		147	
0480	Battery - Heinous	0		0	
0485	Battery to Child - Aggravated	4		2	
0488	Aggravated Domestic Battery	123		140	
0490	Ritual Mutilation	0		0	
0495	Battery to Senior Citizen - Aggravated	0		3	
0510	Assault - Aggravated	138		166	
	<b>BURGLARY</b>		<b>380</b>		<b>500</b>
0610	Burglary - Commercial	29		43	
0610	Burglary - Non Residential	83		121	
0625	Burglary - Residential	256		322	
0650	Home Invasion	12		14	
	<b>THEFT (LARCENY)</b>		<b>1,749</b>		<b>1,775</b>
0710	Theft from Motor Vehicle	10		17	
0720	Theft - Parts/Access of Motor Vehicle	48		40	
0730	Burglary - Parts/Access of Motor Vehicle	6		5	
0760	Burglary from Motor Vehicle	272		344	
0770	Vehicular Invasion (W/Intent To Commit Theft)	1		2	
0810	Theft - Over \$500	226		203	
0820	Theft - \$500 and Under	460		446	
0860	Theft - Retail	717		708	
0865	Theft - Delivery Container	0		0	
0870	Theft - Pocket Picking	5		6	
0880	Theft - Purse Snatching	3		1	
0890	Theft - From Building	0		0	
0895	Theft - Coin Operated Machine or Device	1		3	
	<b>MOTOR VEHICLE THEFT</b>		<b>95</b>		<b>98</b>
0910	Theft of Motor Vehicle	95		98	
	<b>ARSON</b>		<b>26</b>		<b>11</b>
1010	Arson - Criminal	18		8	
1025	Arson - Aggravated	0		3	
1310	Criminal Damage (By Fire Or Explosives)	8		0	
	<b>HUMAN TRAFFICKING</b>		<b>0</b>		<b>1</b>
1050	Commercial Sex Acts	0		1	
1055	Involuntary Servitude	0		0	
	<b>GRAND TOTAL YEAR TO DATE</b>		<b>2,816</b>		<b>2,995</b>

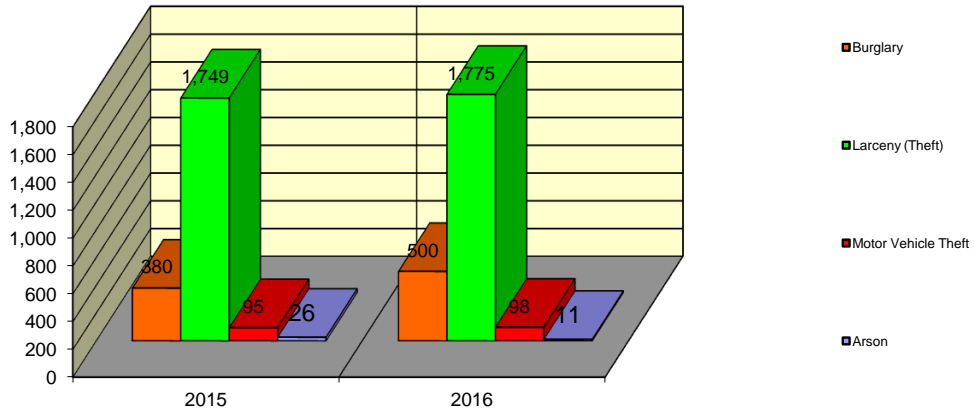
### Springfield Police Department Part I Index Crimes - City Wide - Jan-Jun Comparison



### Springfield Police Department Crimes Against Persons - City Wide - Jan-Jun Comparison



### Springfield Police Department Crimes Against Property - City Wide - Jan-Jun Comparison



**CITY WIDE  
PART I INDEX CRIMES BY OFFENSE HEADING  
YEAR-TO-DATE COMPARISON  
JANUARY - JUNE**

OFFENSE HEADING	2015	2016	CHANGE
Murder	4	3	-1
Sexual Assault	45	53	8
Robbery	110	95	-15
Agg Assault / Agg Battery	407	459	52
Burglary	380	500	120
Theft (Larceny)	1749	1775	26
Motor Vehicle Theft	95	98	3
Arson	26	11	-15
Human Trafficking	0	1	1
<b>GRAND TOTAL YTD</b>	<b>2,816</b>	<b>2,994</b>	<b>6%</b>

A 6% increase in offenses scored for all Part I Index Crimes City Wide during the months of January - June 2016.

An 8% increase in offenses scored for all Crimes Against Persons City Wide during the months of January - June 2016.

A 6% increase in offenses scored for all Crimes Against Property City Wide during the months of January - June 2016.

**CRIMES AGAINST PERSONS**

OFFENSE HEADING	2015	2016
Murder	4	3
Sexual Assault	45	53
Robbery	110	95
Agg Assault / Agg Battery	407	459
Human Trafficking	0	1
<b>TOTAL</b>	<b>566</b>	<b>611</b>
<b>TOTAL % CHANGE</b>		<b>8%</b>

**CRIMES AGAINST PROPERTY**

OFFENSE HEADING	2015	2016
Burglary	380	500
Theft (Larceny)	1,749	1,775
Motor Vehicle Theft	95	98
Arson	26	11
<b>TOTAL</b>	<b>2,250</b>	<b>2,384</b>
<b>TOTAL % CHANGE</b>		<b>6%</b>