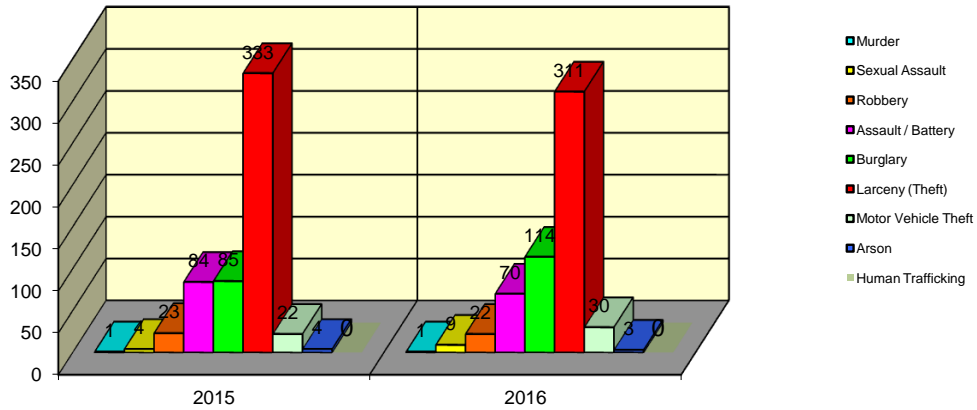


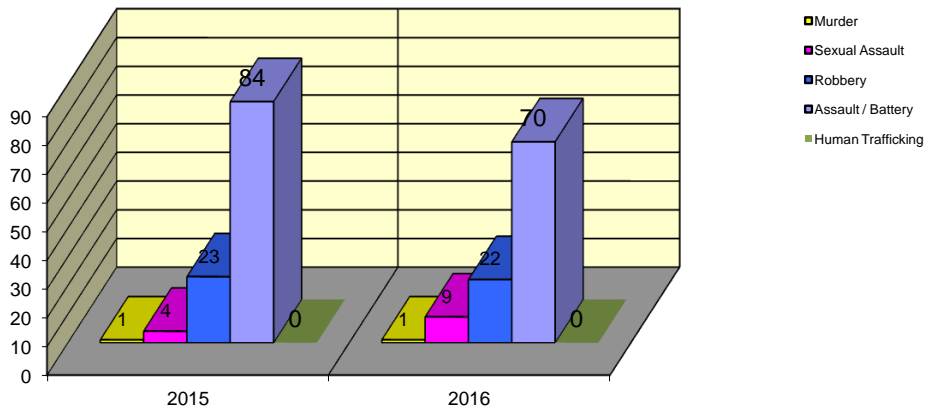
**CITY WIDE
PART I INDEX CRIMES BY OFFENSE HEADING
MONTHLY COMPARISON
JUNE**

UCR	OFFENSE HEADING	2015		2016	
	MURDER		1		1
0110	Homicide - First Degree	1		1	
0130	Homicide - Second Degree	0		0	
	SEXUAL ASSAULT		4		9
0260	Sexual Assault - Criminal	3		7	
0261	Sexual Assault - Aggravated	0		1	
0262	Sexual Assault - Forcible Sodomy	0		0	
0280	Pred Criminal Sexual Assault Of A Child	1		1	
0281	Sexual Assault - With an Object	0		0	
	ROBBERY		23		22
0310	Robbery - Armed	1		4	
0320	Robbery - Criminal	0		0	
0330	Robbery - Aggravated	0		0	
0310	Robbery to Person - Armed	16		9	
0320	Robbery to Person - Criminal	5		7	
0330	Robbery to Person - Aggravated	1		2	
0325	Vehicular Hijacking	0		0	
0326	Vehicular Hijacking - Aggravated	0		0	
	AGG ASSAULT / AGG BATTERY		84		70
0410	Attempted Murder	1		0	
0410	Battery - Aggravated	27		28	
0480	Battery - Heinous	0		0	
0485	Battery to Child - Aggravated	1		1	
0488	Aggravated Domestic Battery	24		17	
0490	Ritual Mutilation	0		0	
0495	Battery to Senior Citizen - Aggravated	0		0	
0510	Assault - Aggravated	31		24	
	BURGLARY		85		114
0610	Burglary - Commercial	4		7	
0610	Burglary - Non Residential	23		31	
0625	Burglary - Residential	55		73	
0650	Home Invasion	3		3	
	THEFT (LARCENY)		333		311
0710	Theft from Motor Vehicle	2		0	
0720	Theft - Parts/Access of Motor Vehicle	10		5	
0730	Burglary - Parts/Access of Motor Vehicle	3		1	
0760	Burglary from Motor Vehicle	66		61	
0770	Vehicular Invasion (W/Intent To Commit Theft)	0		0	
0810	Theft - Over \$500	50		34	
0820	Theft - \$500 and Under	104		85	
0860	Theft - Retail	98		123	
0865	Theft - Delivery Container	0		0	
0870	Theft - Pocket Picking	0		1	
0880	Theft - Purse Snatching	0		1	
0890	Theft - From Building	0		0	
0895	Theft - Coin Operated Machine or Device	0		0	
	MOTOR VEHICLE THEFT		22		30
0910	Theft of Motor Vehicle	22		30	
	ARSON		4		3
1010	Arson - Criminal	2		3	
1025	Arson - Aggravated	0		0	
1310	Criminal Damage (By Fire Or Explosives)	2		0	
	HUMAN TRAFFICKING		0		0
1050	Commercial Sex Acts	0		0	
1055	Involuntary Servitude	0		0	
	GRAND TOTAL MONTH		556		560

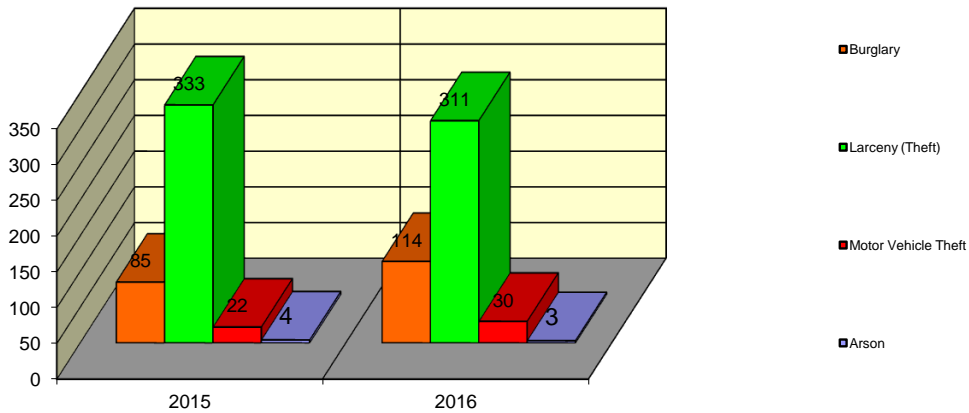
Springfield Police Department Part I Index Crimes - City Wide - June Comparison



Springfield Police Department Crimes Against Persons - City Wide - June Comparison



Springfield Police Department Crimes Against Property - City Wide - June Comparison



**CITY WIDE
PART I INDEX CRIMES BY OFFENSE HEADING
MONTHLY COMPARISON
JUNE**

OFFENSE HEADING	2015	2016	CHANGE
Murder	1	1	0
Sexual Assault	4	9	5
Robbery	23	22	-1
Agg Assault / Agg Battery	84	70	-14
Burglary	85	114	29
Theft (Larceny)	333	311	-22
Motor Vehicle Theft	22	30	8
Arson	4	3	-1
Human Trafficking	0	0	0
GRAND TOTAL MONTH	556	560	1%

A 1% increase in offenses scored for all Part I Index Crimes City Wide during the month of June 2016.

A 9% decrease in offenses scored for all Crimes Against Persons City Wide during the month of June 2016.

A 3% increase in offenses scored for all Crimes Against Property City Wide during the month of June 2016.

CRIMES AGAINST PERSONS

OFFENSE HEADING	2015	2016
Murder	1	1
Sexual Assault	4	9
Robbery	23	22
Agg Assault / Agg Battery	84	70
Human Trafficking	0	0
TOTAL	112	102
TOTAL % CHANGE		-9%

CRIMES AGAINST PROPERTY

OFFENSE HEADING	2015	2016
Burglary	85	114
Theft (Larceny)	333	311
Motor Vehicle Theft	22	30
Arson	4	3
TOTAL	444	458
TOTAL % CHANGE		3%