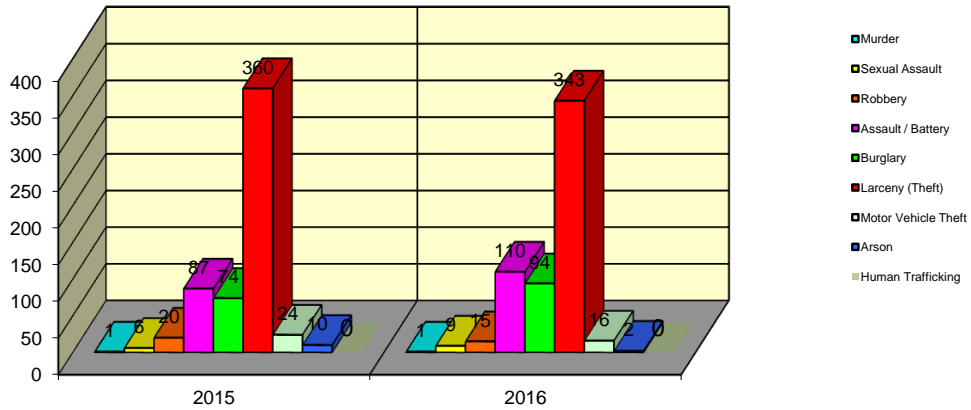


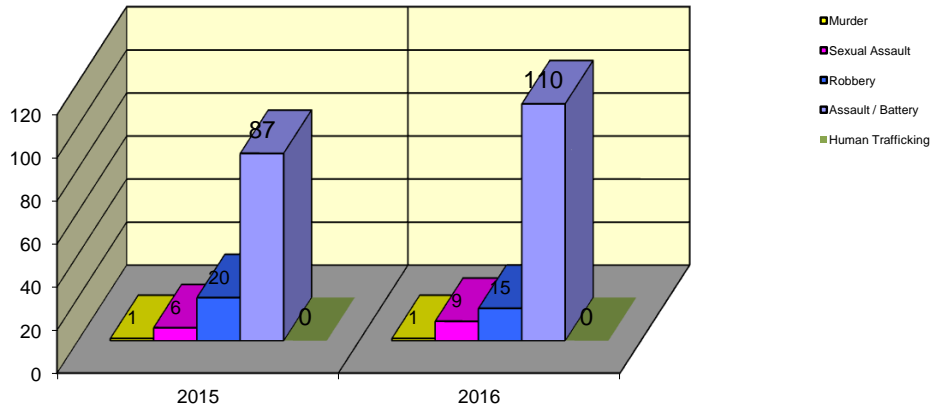
**CITY WIDE  
PART I INDEX CRIMES BY OFFENSE HEADING  
MONTHLY COMPARISON  
MAY**

UCR	OFFENSE HEADING	2015		2016	
	<b>MURDER</b>		<b>1</b>		<b>1</b>
0110	Homicide - First Degree	1		1	
0130	Homicide - Second Degree	0		0	
	<b>SEXUAL ASSAULT</b>		<b>6</b>		<b>9</b>
0260	Sexual Assault - Criminal	4		8	
0261	Sexual Assault - Aggravated	1		1	
0262	Sexual Assault - Forcible Sodomy	0		0	
0280	Pred Criminal Sexual Assault Of A Child	1		0	
0281	Sexual Assault - With an Object	0		0	
	<b>ROBBERY</b>		<b>20</b>		<b>15</b>
0310	Robbery - Armed	0		0	
0320	Robbery - Criminal	1		0	
0330	Robbery - Aggravated	0		0	
0310	Robbery to Person - Armed	5		6	
0320	Robbery to Person - Criminal	13		7	
0330	Robbery to Person - Aggravated	1		2	
0325	Vehicular Hijacking	0		0	
0326	Vehicular Hijacking - Aggravated	0		0	
	<b>AGG ASSAULT / AGG BATTERY</b>		<b>87</b>		<b>110</b>
0410	Attempted Murder	0		0	
0410	Battery - Aggravated	38		41	
0480	Battery - Heinous	0		0	
0485	Battery to Child - Aggravated	1		0	
0488	Aggravated Domestic Battery	30		27	
0490	Ritual Mutilation	0		0	
0495	Battery to Senior Citizen - Aggravated	0		1	
0510	Assault - Aggravated	18		41	
	<b>BURGLARY</b>		<b>74</b>		<b>94</b>
0610	Burglary - Commercial	7		8	
0610	Burglary - Non Residential	18		27	
0625	Burglary - Residential	47		57	
0650	Home Invasion	2		2	
	<b>THEFT (LARCENY)</b>		<b>360</b>		<b>343</b>
0710	Theft from Motor Vehicle	1		1	
0720	Theft - Parts/Access of Motor Vehicle	12		7	
0730	Burglary - Parts/Access of Motor Vehicle	0		1	
0760	Burglary from Motor Vehicle	60		60	
0770	Vehicular Invasion (W/Intent To Commit Theft)	1		0	
0810	Theft - Over \$500	50		38	
0820	Theft - \$500 and Under	87		75	
0860	Theft - Retail	148		158	
0865	Theft - Delivery Container	0		0	
0870	Theft - Pocket Picking	0		3	
0880	Theft - Purse Snatching	1		0	
0890	Theft - From Building	0		0	
0895	Theft - Coin Operated Machine or Device	0		0	
	<b>MOTOR VEHICLE THEFT</b>		<b>24</b>		<b>16</b>
0910	Theft of Motor Vehicle	24		16	
	<b>ARSON</b>		<b>10</b>		<b>2</b>
1010	Arson - Criminal	7		1	
1025	Arson - Aggravated	0		1	
1310	Criminal Damage (By Fire Or Explosives)	3		0	
	<b>HUMAN TRAFFICKING</b>		<b>0</b>		<b>0</b>
1050	Commercial Sex Acts	0		0	
1055	Involuntary Servitude	0		0	
	<b>GRAND TOTAL MONTH</b>		<b>582</b>		<b>590</b>

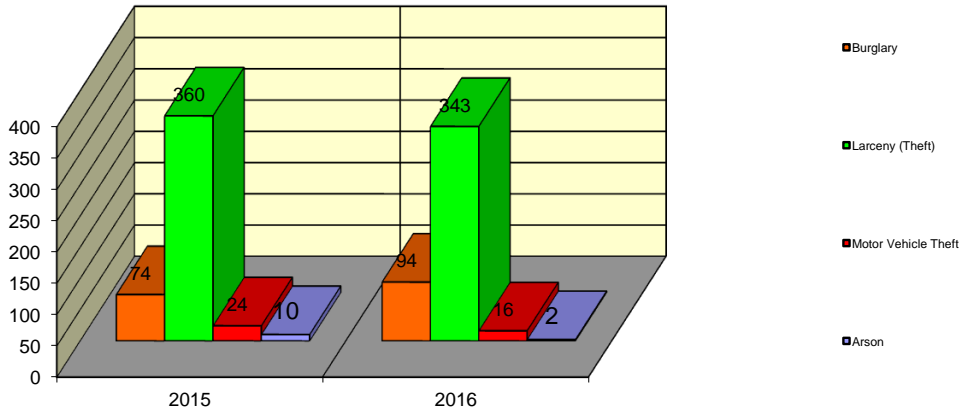
### Springfield Police Department Part I Index Crimes - City Wide - May Comparison



### Springfield Police Department Crimes Against Persons - City Wide - May Comparison



### Springfield Police Department Crimes Against Property - City Wide - May Comparison



**CITY WIDE  
PART I INDEX CRIMES BY OFFENSE HEADING  
MONTHLY COMPARISON  
MAY**

OFFENSE HEADING	2015	2016	CHANGE
Murder	1	1	0
Sexual Assault	6	9	3
Robbery	20	15	-5
Agg Assault / Agg Battery	87	110	23
Burglary	74	94	20
Theft (Larceny)	360	343	-17
Motor Vehicle Theft	24	16	-8
Arson	10	2	-8
Human Trafficking	0	0	0
<b>GRAND TOTAL MONTH</b>	<b>582</b>	<b>590</b>	<b>1%</b>

A 1% increase in offenses scored for all Part I Index Crimes City Wide during the month of May 2016.

An 18% increase in offenses scored for all Crimes Against Persons City Wide during the month of May 2016.

A 3% decrease in offenses scored for all Crimes Against Property City Wide during the month of May 2016.

**CRIMES AGAINST PERSONS**

OFFENSE HEADING	2015	2016
Murder	1	1
Sexual Assault	6	9
Robbery	20	15
Agg Assault / Agg Battery	87	110
Human Trafficking	0	0
<b>TOTAL</b>	<b>114</b>	<b>135</b>
<b>TOTAL % CHANGE</b>		<b>18%</b>

**CRIMES AGAINST PROPERTY**

OFFENSE HEADING	2015	2016
Burglary	74	94
Theft (Larceny)	360	343
Motor Vehicle Theft	24	16
Arson	10	2
<b>TOTAL</b>	<b>468</b>	<b>455</b>
<b>TOTAL % CHANGE</b>		<b>-3%</b>