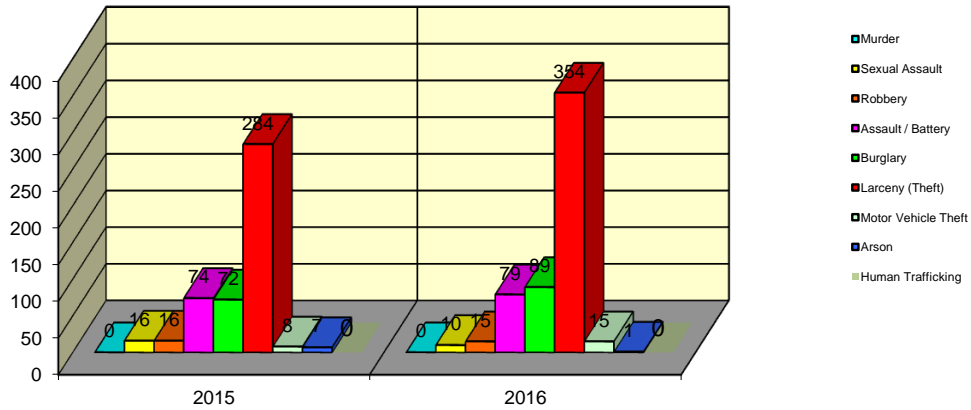


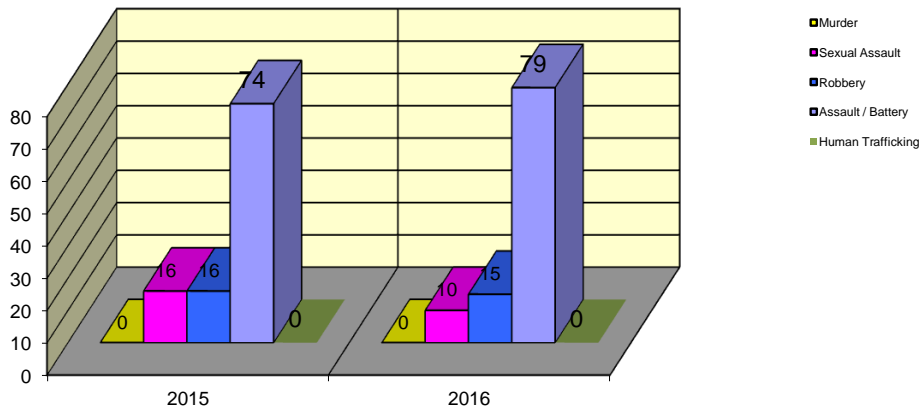
**CITY WIDE
PART I INDEX CRIMES BY OFFENSE HEADING
MONTHLY COMPARISON
APRIL**

UCR	OFFENSE HEADING	2015		2016	
	MURDER		0		0
0110	Homicide - First Degree	0		0	
0130	Homicide - Second Degree	0		0	
	SEXUAL ASSAULT		16		10
0260	Sexual Assault - Criminal	10		6	
0261	Sexual Assault - Aggravated	4		2	
0262	Sexual Assault - Forcible Sodomy	0		0	
0280	Pred Criminal Sexual Assault Of A Child	2		1	
0281	Sexual Assault - With an Object	0		1	
	ROBBERY		16		15
0310	Robbery - Armed	0		1	
0320	Robbery - Criminal	0		1	
0330	Robbery - Aggravated	0		0	
0310	Robbery to Person - Armed	6		4	
0320	Robbery to Person - Criminal	10		7	
0330	Robbery to Person - Aggravated	0		1	
0325	Vehicular Hijacking	0		1	
0326	Vehicular Hijacking - Aggravated	0		0	
	AGG ASSAULT / AGG BATTERY		74		79
0410	Attempted Murder	0		0	
0410	Battery - Aggravated	23		27	
0480	Battery - Heinous	0		0	
0485	Battery to Child - Aggravated	1		0	
0488	Aggravated Domestic Battery	17		21	
0490	Ritual Mutilation	0		0	
0495	Battery to Senior Citizen - Aggravated	0		0	
0510	Assault - Aggravated	33		31	
	BURGLARY		72		89
0610	Burglary - Commercial	5		6	
0610	Burglary - Non Residential	17		26	
0625	Burglary - Residential	46		54	
0650	Home Invasion	4		3	
	THEFT (LARCENY)		284		354
0710	Theft from Motor Vehicle	1		6	
0720	Theft - Parts/Access of Motor Vehicle	6		9	
0730	Burglary - Parts/Access of Motor Vehicle	1		2	
0760	Burglary from Motor Vehicle	46		80	
0770	Vehicular Invasion (W/Intent To Commit Theft)	0		0	
0810	Theft - Over \$500	27		40	
0820	Theft - \$500 and Under	69		93	
0860	Theft - Retail	129		123	
0865	Theft - Delivery Container	0		0	
0870	Theft - Pocket Picking	3		1	
0880	Theft - Purse Snatching	1		0	
0890	Theft - From Building	0		0	
0895	Theft - Coin Operated Machine or Device	1		0	
	MOTOR VEHICLE THEFT		8		15
0910	Theft of Motor Vehicle	8		15	
	ARSON		7		1
1010	Arson - Criminal	5		1	
1025	Arson - Aggravated	0		0	
1310	Criminal Damage (By Fire Or Explosives)	2		0	
	HUMAN TRAFFICKING		0		0
1050	Commercial Sex Acts	0		0	
1055	Involuntary Servitude	0		0	
	GRAND TOTAL MONTH		477		563

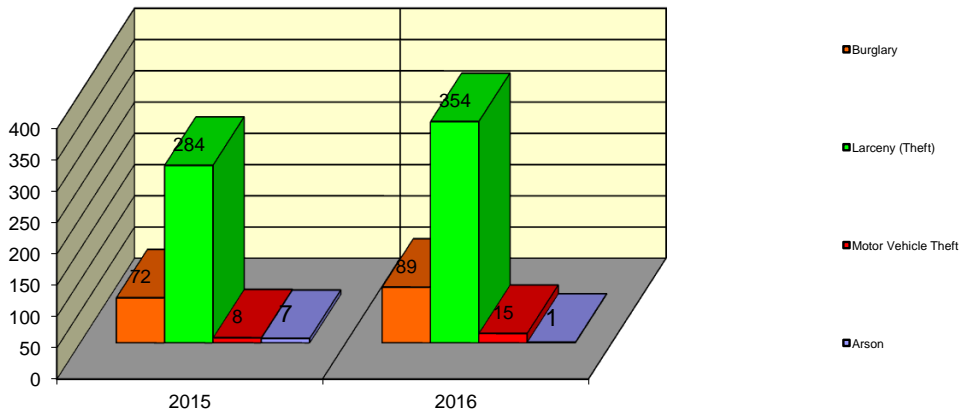
Springfield Police Department Part I Index Crimes - City Wide - April Comparison



Springfield Police Department Crimes Against Persons - City Wide - April Comparison



Springfield Police Department Crimes Against Property - City Wide - April Comparison



**CITY WIDE
PART I INDEX CRIMES BY OFFENSE HEADING
MONTHLY COMPARISON
APRIL**

OFFENSE HEADING	2015	2016	CHANGE
Murder	0	0	0
Sexual Assault	16	10	-6
Robbery	16	15	-1
Agg Assault / Agg Battery	74	79	5
Burglary	72	89	17
Theft (Larceny)	284	354	70
Motor Vehicle Theft	8	15	7
Arson	7	1	-6
Human Trafficking	0	0	0
GRAND TOTAL MONTH	477	563	18%

An 18% increase in offenses scored for all Part I Index Crimes City Wide during the month of April 2016.

A 2% decrease in offenses scored for all Crimes Against Persons City Wide during the month of April 2016.

A 24% increase in offenses scored for all Crimes Against Property City Wide during the month of April 2016.

CRIMES AGAINST PERSONS

OFFENSE HEADING	2015	2016
Murder	0	0
Sexual Assault	16	10
Robbery	16	15
Agg Assault / Agg Battery	74	79
Human Trafficking	0	0
TOTAL	106	104
TOTAL % CHANGE		-2%

CRIMES AGAINST PROPERTY

OFFENSE HEADING	2015	2016
Burglary	72	89
Theft (Larceny)	284	354
Motor Vehicle Theft	8	15
Arson	7	1
TOTAL	371	459
TOTAL % CHANGE		24%