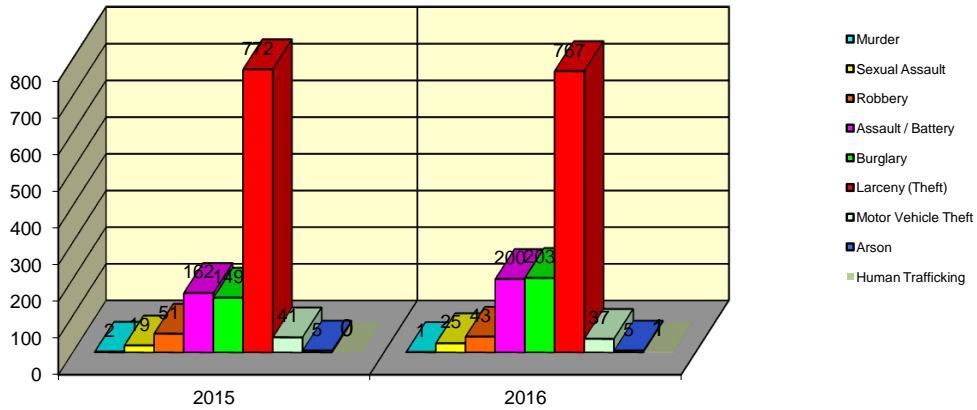


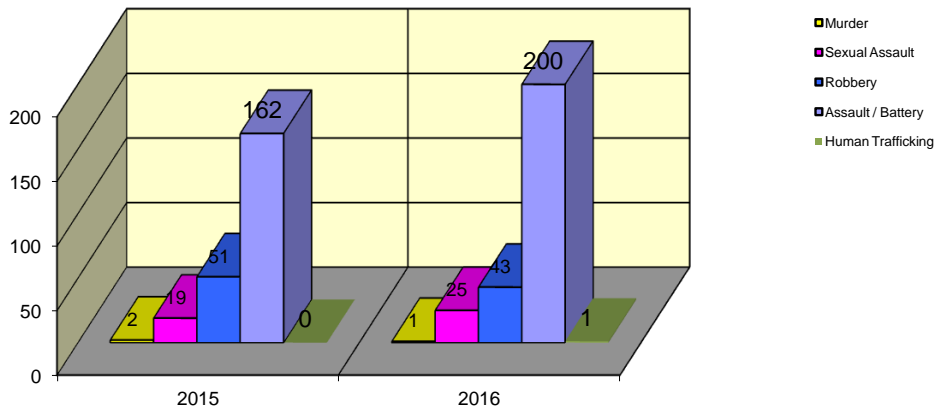
**CITY WIDE
PART I INDEX CRIMES BY OFFENSE HEADING
YEAR-TO-DATE COMPARISON
JANUARY - MARCH**

UCR	OFFENSE HEADING	2015		2016	
	MURDER		2		1
0110	Homicide - First Degree	2		1	
0130	Homicide - Second Degree	0		0	
	SEXUAL ASSAULT		19		25
0260	Sexual Assault - Criminal	14		15	
0261	Sexual Assault - Aggravated	4		5	
0262	Sexual Assault - Forcible Sodomy	0		0	
0280	Pred Criminal Sexual Assault Of A Child	1		4	
0281	Sexual Assault - With an Object	0		1	
	ROBBERY		51		43
0310	Robbery - Armed	4		4	
0320	Robbery - Criminal	0		1	
0330	Robbery - Aggravated	3		1	
0310	Robbery to Person - Armed	28		19	
0320	Robbery to Person - Criminal	13		17	
0330	Robbery to Person - Aggravated	3		0	
0325	Vehicular Hijacking	0		1	
0326	Vehicular Hijacking - Aggravated	0		0	
	AGG ASSAULT / AGG BATTERY		162		200
0410	Attempted Murder	0		1	
0410	Battery - Aggravated	53		51	
0480	Battery - Heinous	0		0	
0485	Battery to Child - Aggravated	1		1	
0488	Aggravated Domestic Battery	52		75	
0490	Ritual Mutilation	0		0	
0495	Battery to Senior Citizen - Aggravated	0		2	
0510	Assault - Aggravated	56		70	
	BURGLARY		149		203
0610	Burglary - Commercial	13		22	
0610	Burglary - Non Residential	25		37	
0625	Burglary - Residential	108		138	
0650	Home Invasion	3		6	
	THEFT (LARCENY)		772		767
0710	Theft from Motor Vehicle	6		10	
0720	Theft - Parts/Access of Motor Vehicle	20		19	
0730	Burglary - Parts/Access of Motor Vehicle	2		1	
0760	Burglary from Motor Vehicle	100		143	
0770	Vehicular Invasion (W/Intent To Commit Theft)	0		2	
0810	Theft - Over \$500	99		91	
0820	Theft - \$500 and Under	200		193	
0860	Theft - Retail	342		304	
0865	Theft - Delivery Container	0		0	
0870	Theft - Pocket Picking	2		1	
0880	Theft - Purse Snatching	1		0	
0890	Theft - From Building	0		0	
0895	Theft - Coin Operated Machine or Device	0		3	
	MOTOR VEHICLE THEFT		41		37
0910	Theft of Motor Vehicle	41		37	
	ARSON		5		5
1010	Arson - Criminal	4		3	
1025	Arson - Aggravated	0		2	
1310	Criminal Damage (By Fire Or Explosives)	1		0	
	HUMAN TRAFFICKING		0		1
1050	Commercial Sex Acts	0		1	
1055	Involuntary Servitude	0		0	
	GRAND TOTAL YEAR TO DATE		1,201		1,282

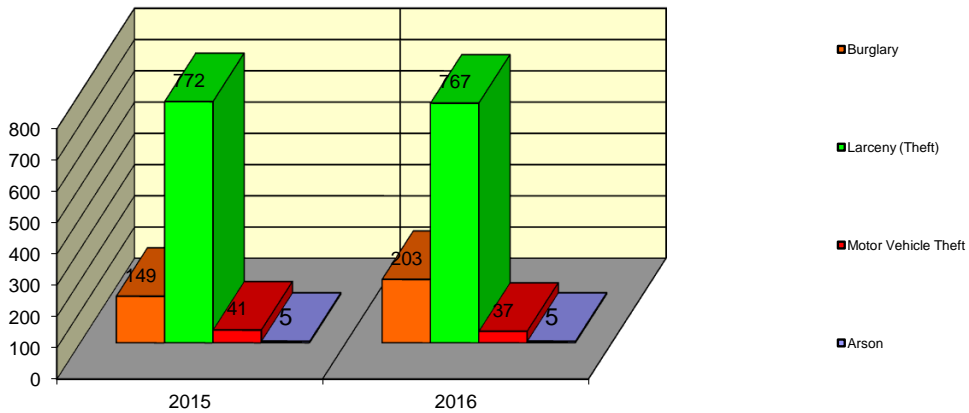
Springfield Police Department Part I Index Crimes - City Wide - Jan-Mar Comparison



Springfield Police Department Crimes Against Persons - City Wide - Jan-Mar Comparison



Springfield Police Department Crimes Against Property - City Wide - Jan-Mar Comparison



**CITY WIDE
PART I INDEX CRIMES BY OFFENSE HEADING
YEAR-TO-DATE COMPARISON
JANUARY - MARCH**

OFFENSE HEADING	2015	2016	CHANGE
Murder	2	1	-1
Sexual Assault	19	25	6
Robbery	51	43	-8
Agg Assault / Agg Battery	162	200	38
Burglary	149	203	54
Theft (Larceny)	772	767	-5
Motor Vehicle Theft	41	37	-4
Arson	5	5	0
Human Trafficking	0	1	1
GRAND TOTAL YTD	1,201	1,281	7%

A 7% increase in offenses scored for all Part I Index Crimes City Wide during the months of January - March 2016.

A 15% increase in offenses scored for all Crimes Against Persons City Wide during the months of January - March 2016.

A 5% increase in offenses scored for all Crimes Against Property City Wide during the months of January - March 2016.

CRIMES AGAINST PERSONS

OFFENSE HEADING	2015	2016
Murder	2	1
Sexual Assault	19	25
Robbery	51	43
Agg Assault / Agg Battery	162	200
Human Trafficking	0	1
TOTAL	234	270
TOTAL % CHANGE		15%

CRIMES AGAINST PROPERTY

OFFENSE HEADING	2015	2016
Burglary	149	203
Theft (Larceny)	772	767
Motor Vehicle Theft	41	37
Arson	5	5
TOTAL	967	1,012
TOTAL % CHANGE		5%