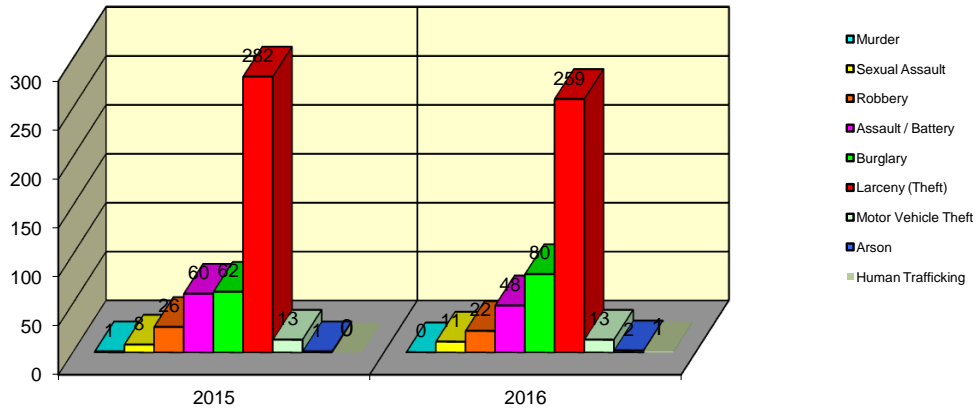


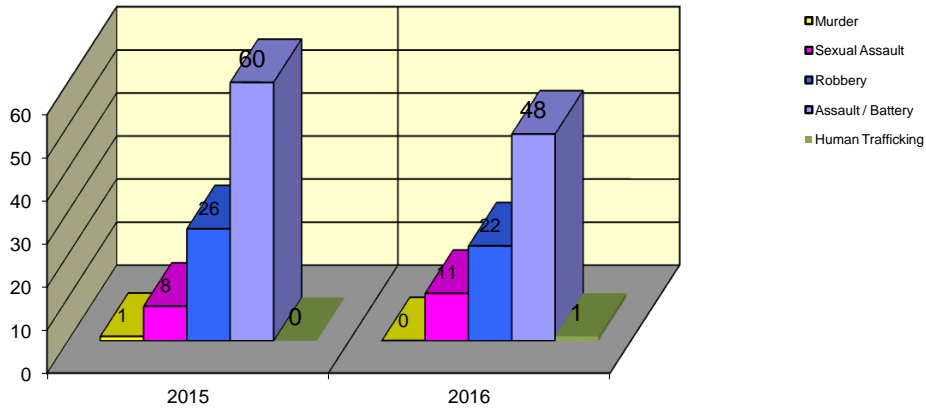
**CITY WIDE  
PART I INDEX CRIMES BY OFFENSE HEADING  
MONTHLY COMPARISON  
JANUARY**

UCR	OFFENSE HEADING	2015		2016	
	<b>MURDER</b>		<b>1</b>		<b>0</b>
0110	Homicide - First Degree	1		0	
0130	Homicide - Second Degree	0		0	
	<b>SEXUAL ASSAULT</b>		<b>8</b>		<b>11</b>
0260	Sexual Assault - Criminal	8		7	
0261	Sexual Assault - Aggravated	0		1	
0262	Sexual Assault - Forcible Sodomy	0		0	
0280	Pred Criminal Sexual Assault Of A Child	0		3	
0281	Sexual Assault - With an Object	0		0	
	<b>ROBBERY</b>		<b>26</b>		<b>22</b>
0310	Robbery - Armed	4		0	
0320	Robbery - Criminal	0		0	
0330	Robbery - Aggravated	3		0	
0310	Robbery to Person - Armed	13		10	
0320	Robbery to Person - Criminal	3		11	
0330	Robbery to Person - Aggravated	3		0	
0325	Vehicular Hijacking	0		1	
0326	Vehicular Hijacking - Aggravated	0		0	
	<b>AGG ASSAULT / AGG BATTERY</b>		<b>60</b>		<b>48</b>
0410	Attempted Murder	0		0	
0410	Battery - Aggravated	18		15	
0480	Battery - Heinous	0		0	
0485	Battery to Child - Aggravated	0		0	
0488	Aggravated Domestic Battery	26		14	
0490	Ritual Mutilation	0		0	
0495	Battery to Senior Citizen - Aggravated	0		0	
0510	Assault - Aggravated	16		19	
	<b>BURGLARY</b>		<b>62</b>		<b>80</b>
0610	Burglary - Commercial	4		9	
0610	Burglary - Non Residential	10		16	
0625	Burglary - Residential	46		53	
0650	Home Invasion	2		2	
	<b>THEFT (LARCENY)</b>		<b>282</b>		<b>259</b>
0710	Theft from Motor Vehicle	3		4	
0720	Theft - Parts/Access of Motor Vehicle	6		7	
0730	Burglary - Parts/Access of Motor Vehicle	1		1	
0760	Burglary from Motor Vehicle	43		57	
0770	Vehicular Invasion (W/Intent To Commit Theft)	0		0	
0810	Theft - Over \$500	34		25	
0820	Theft - \$500 and Under	71		64	
0860	Theft - Retail	124		100	
0865	Theft - Delivery Container	0		0	
0870	Theft - Pocket Picking	0		0	
0880	Theft - Purse Snatching	0		0	
0890	Theft - From Building	0		0	
0895	Theft - Coin Operated Machine or Device	0		1	
	<b>MOTOR VEHICLE THEFT</b>		<b>13</b>		<b>13</b>
0910	Theft of Motor Vehicle	13		13	
	<b>ARSON</b>		<b>1</b>		<b>2</b>
1010	Arson - Criminal	1		2	
1025	Arson - Aggravated	0		0	
1310	Criminal Damage (By Fire Or Explosives)	0		0	
	<b>HUMAN TRAFFICKING</b>		<b>0</b>		<b>1</b>
1050	Commercial Sex Acts	0		1	
1055	Involuntary Servitude	0		0	
	<b>GRAND TOTAL MONTH</b>		<b>453</b>		<b>436</b>

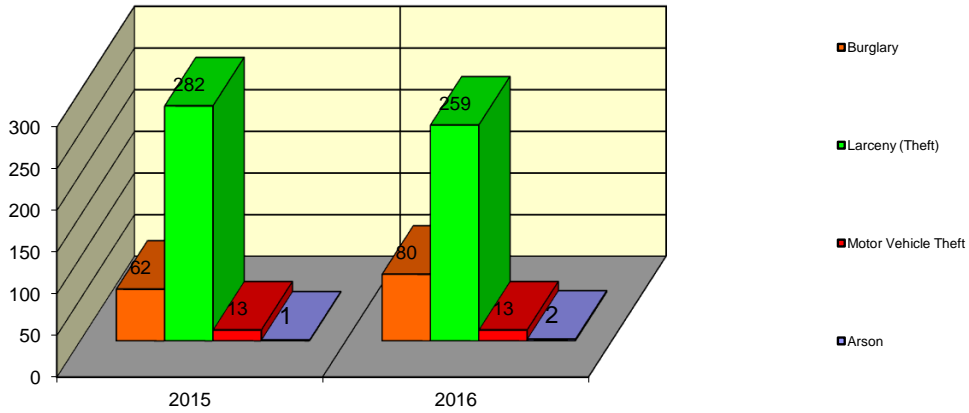
### Springfield Police Department Part I Index Crimes - City Wide - January Comparison



### Springfield Police Department Crimes Against Persons - City Wide - January Comparison



### Springfield Police Department Crimes Against Property - City Wide - January Comparison



**CITY WIDE  
PART I INDEX CRIMES BY OFFENSE HEADING  
MONTHLY COMPARISON  
JANUARY**

OFFENSE HEADING	2015	2016	CHANGE
Murder	1	0	-1
Sexual Assault	8	11	3
Robbery	26	22	-4
Agg Assault / Agg Battery	60	48	-12
Burglary	62	80	18
Theft (Larceny)	282	259	-23
Motor Vehicle Theft	13	13	0
Arson	1	2	1
Human Trafficking	0	1	1
<b>GRAND TOTAL MONTH</b>	<b>453</b>	<b>435</b>	<b>-4%</b>

A 4% decrease in offenses scored for all Part I Index Crimes City Wide during the month of January 2016.

A 14% decrease in offenses scored for all Crimes Against Persons City Wide during the month of January 2016.

A 1% decrease in offenses scored for all Crimes Against Property City Wide during the month of January 2016.

**CRIMES AGAINST PERSONS**

OFFENSE HEADING	2015	2016
Murder	1	0
Sexual Assault	8	11
Robbery	26	22
Agg Assault / Agg Battery	60	48
Human Trafficking	0	1
<b>TOTAL</b>	<b>95</b>	<b>82</b>
<b>TOTAL % CHANGE</b>		<b>-14%</b>

**CRIMES AGAINST PROPERTY**

OFFENSE HEADING	2015	2016
Burglary	62	80
Theft (Larceny)	282	259
Motor Vehicle Theft	13	13
Arson	1	2
<b>TOTAL</b>	<b>358</b>	<b>354</b>
<b>TOTAL % CHANGE</b>		<b>-1%</b>